



Club Health Assessment for District 14 A through March 2025

			Status	Membership							Reports					Finance		LCIF
Club Number	Club Name	Charter Date		Current Member Count	YTD Members Added	YTD Members Dropped	YTD Net Growth	YTD Net Growth%	Member Count 12 Months Ago	Avg. length of service for dropped members	Months Since Last MMR ***	Yrs. Since Last Officer Report	President Rotation	Vice President Reported ****	Months Since Last Activity Report ***	Account Balance	Donations for current Fiscal Year	
			Number of times on status quo within last two years	If below 15 members appears				If net loss is greater than 20% appears			If no report in 3 months appears in	When more than one year appears in	Number of repeat terms	Notes the officers that do not have an active	If no report at 12 months appears in red			
Clubs less than two years old																		
180794	Delaware Valley Town Watch	03/06/2025	Newly Chartered	21	21	0	21	100.00%	0		0			N	T,M,VP,SC	0		
154093	Philadelphia Chapel of the Four Chaplains	05/04/2023	Active	55	20	6	14	34.15%	39	2	0		3	N	M	12		
Clubs more than two years old																		
5654	ASTON TOWNSHIP	08/03/1948	Active	38	1	3	-2	-5.00%	44	28	1			R	SC	24+	90+ Days	
143617	Aston Township Lioness	11/20/2020	Active	41	6	3	3	7.89%	40	2	0		2	R	M,SC	N/R		
6441	AUDUBON OAKS	10/25/1950	Active	13	0	0	0	0.00%	13		11		2		VP	24+	\$1,150.00	
6442	BALA CYNWYD NARBERTH	06/13/1944	Active(1)	2	2	4	-2	-50.00%	4	26	1		7		M,VP,SC	24+		
5672	BENSALEM TOWNSHIP	01/29/1948	Active	53	5	6	-1	-1.85%	52	10	0				M,VP,SC	0	\$50.00	
5656	BRISTOL	02/12/1952	Active	40	0	0	0	0.00%	40		18			N	M,SC	24+		
98405	BUCKS CO ASSN - BLIND & VISUALLY IMPAIRED	01/29/2007	Active	25	8	2	6	31.58%	19	9	0		3	N	M,SC	24+		
131521	Bucks County Community College	06/28/2017	Active	1	1	1	0	0.00%	1	8	3	7	None		P,S,T,M,VP,SC	N/R		
5658	CHALFONT	09/14/1936	Active	20	0	1	-1	-4.76%	21	40	2				P,T,M,VP,SC	4	\$50.00	
6444	COLLEGEVILLE	03/02/1927	Active	30	3	2	1	3.45%	31	2	5				M,VP,SC	12		
Exc Award (06/30/2023)																		
5663	DOYLESTOWN	05/01/1945	Active	15	0	3	-3	-16.67%	18	26	4			N	SC	3	\$1,500.00	
143157	East Penn Hill Lioness	10/09/2020	Active	20	2	4	-2	-9.09%	22	6	1		2	R	M	3		
Exc Award (06/30/2023)																		
137925	Feasterville-Trevoise	05/13/2019	Active	34	4	2	2	6.25%	31	5	0		2	R	SC	0	\$1,000.00	
6451	GREEN LANE MARLBORO	10/20/1948	Active	26	0	0	0	0.00%	26		7			N	P,T,M,SC	5		
Exc Award (06/30/2018, 06/30/2019, 06/30/2020)																		
6452	HARLEYSVILLE	01/25/1945	Active	37	0	3	-3	-7.50%	41	56	2		4		M,VP,SC	24+	\$1,350.00	
6453	HATBORO	05/12/1948	Active	22	0	1	-1	-4.35%	25	30	2		2	R	M,SC	24+		
6454	HATFIELD	02/09/1939	Active	9	0	1	-1	-10.00%	11	35	8		20	R	M,SC	3		
5667	HILLTOWN TOWNSHIP	12/05/1947	Active	10	0	0	0	0.00%	10		14		10	R	S,M,VP,SC	24+	90+ Days	



Club Health Assessment for District 14 A through March 2025

			Status	Membership							Reports					Finance		LCIF
Club Number	Club Name	Charter Date		Current Member Count	YTD Members Added	YTD Members Dropped	YTD Net Growth	YTD Net Growth%	Member Count 12 Months Ago	Avg. length of service for dropped members	Months Since Last MMR ***	Yrs. Since Last Officer Report	President Rotation	Vice President Reported ****	Months Since Last Activity Report ***	Account Balance	Donations for current Fiscal Year	
			Number of times on status quo within last two years	If below 15 members appears				If net loss is greater than 20% appears			If no report in 3 months appears in	When more than one year appears in	Number of repeat terms	Notes the officers that do not have an active	If no report at 12 months red			
5669	LANGHORNE	01/15/1932	Active	15	0	1	-1	-6.25%	16	29	5		5	M,VP,SC	5	90+ Days		
6459	LANSDALE	06/29/1938	Active	22	0	0	0	0.00%	22		7		4	R	17			
5670	LANSDOWNE	03/17/1955	Active	5	0	1	-1	-16.67%	6	41	1		4	P,S,T,M,VP SC	N/A			
5675	MEDIA	10/24/1946	Active(1)	14	0	0	0	0.00%	14		9		3	N	24+			
5680	NEWTOWN	09/24/1969	Active	9	0	3	-3	-25.00%	12	8	3			T,M,VP,SC	24+			
5661	NORTHAMPTON TOWNSHIP	01/24/1958	Active	14	0	1	-1	-6.67%	15	27	0			R	SC		5	
6467	ORELAND	04/10/1950	Active	24	1	7	-6	-20.00%	31	19	0		2		M,VP,SC		24+	
5682	PERKASIE	07/13/1938	Active	46	2	0	2	4.55%	43		1			N	SC		0	
5693	PHIL NORTHEAST	08/10/1933	Active	50	3	3	0	0.00%	49	6	2			N	M,SC		1	
Exc Award (06/30/2018, 06/30/2024)																		
5700	PHIL SO PHIL	11/19/1935	Active	54	3	9	-6	-10.00%	59	5	3			N	12			
Exc Award (06/30/2018)																		
50746	PHILA WILLS EYE HOSPITAL	06/26/1990	Active	12	4	4	0	0.00%	12	23	0		7	R	T,M,VP,SC		24+	
36302	PHILADELPHIA FILIPINO AMERICAN	12/05/1978	Active	17	0	2	-2	-10.53%	20	17	0		2	R	T		24+	
40600	PHILADELPHIA LAW ENFORCEMENT	12/10/1981	Active	9	0	0	0	0.00%	9		11		16	R	S,M,VP,SC		10	
5690	PHILADELPHIA LINDLEY OLNEY	06/10/1942	Active	9	0	0	0	0.00%	9		6		9		M,VP,SC	24+		
142205	Philadelphia Roxborough-Manayunk	07/16/2020	Active(1)	44	0	3	-3	-6.38%	47	4	0		2		M,VP,SC	N/R		
6478	POTTSTOWN-STOWE	09/02/1953	Active	13	0	0	0	0.00%	13		2		10	R		5		
5706	QUAKERTOWN	09/20/1939	Active	18	1	0	1	5.88%	19		6			N	M,SC	6		
6473	ROYERSFORD	12/29/1937	Active	11	0	1	-1	-8.33%	12	6	3		7	R	M,SC	24+		
84618	Salus University	01/03/2005	Active	16	3	2	1	6.67%	15	1	0			N	M,SC	24+	90+ Days	
6476	SKIPPACK	08/03/1953	Active(2)	18	0	1	-1	-5.26%	19	3	1		7	N	S,M,SC	24+	90+ Days	
6477	SOUDERTON	02/16/1927	Active	10	0	0	0	0.00%	10		11		7		P,M,VP,SC	0		
5712	SOUTHAMPTON - WARMINSTER AREA	03/15/1961	Active(1)	20	0	0	0	0.00%	20		9		10		M,VP,SC	24+	90+ Days	



Club Health Assessment for District 14 A through March 2025

Club Number	Club Name	Charter Date	Status	Membership							Reports					Finance	LCIF
				Current Member Count	YTD Members Added	YTD Members Dropped	YTD Net Growth	YTD Net Growth%	Member Count 12 Months Ago	Avg. length of service for dropped members	Months Since Last MMR ***	Yrs. Since Last Officer Report	President Rotation	Vice President Reported ****	Months Since Last Activity Report ***	Account Balance	Donations for current Fiscal Year
			Number of times on status quo within last two years	If below 15 members appears				If net loss is greater than 20% appears			If no report in 3 months appears	When more than one year appears in	Number of repeat terms	Notes the officers that do not have an active	If no report at 12 months appears in red		
5714	SPRINGFIELD	03/23/1948	Active	60	5	5	0	0.00%	60	25	2			M,VP,SC	24+		
5715	SPRINGFIELD TOWNSHIP	02/18/1946	Active(1)	26	0	2	-2	-7.14%	25	11	2			P,M,VP,SC	6		\$3,000.00
	Exc Award (06/30/2024)																
5716	SWARTHMORE	05/09/1951	Active	20	0	0	0	0.00%	20		1		7	M,VP,SC	24+		
5718	TRUMBAUERSVILLE	11/21/1946	Active	25	0	3	-3	-10.71%	28	27	7		6	R M,VP,SC	24+		
6468	UPPER PERKIOMEN VALLEY	09/29/1943	Active	26	2	3	-1	-3.70%	27	21	0		2	VP,SC	18		
	Exc Award (06/30/2018)																
5721	WARRINGTON TWSP	10/20/1941	Active	30	2	2	0	0.00%	31	21	0		4	R VP,SC	24+		\$1,000.00
31998	WESTERN DELAWARE VALLEY L C	04/07/1976	Active	52	2	1	1	1.96%	49	1	1			N M,SC	24+		
6485	WHITEMARSH	01/30/1950	Active	12	0	0	0	0.00%	12		9			VP,SC	24+		
6487	WILLOW GROVE	02/09/1950	Active	15	0	0	0	0.00%	14		1			N SC	0		
121760	Yardley-Makefield	04/01/2014	Active	32	2	3	-1	-3.03%	31	7	3			R SC	24+		

Clubs Cancelled Previous Fiscal Year – Clubs Cancelled within last 12 months may be reinstated

Club Number	Club Name	Charter Date	Current Status*	Cancellation Date
5674	MARPLE NEWTOWN	04/26/1948	Cancelled(8*)	06/29/2024
33207	MONTICO	01/06/1977	Cancelled(8*)	06/29/2024
102372	PHILADELPHIA CHINESE	06/10/2008	Cancelled(6*)	07/29/2023

Current Total Clubs Count	YTD New Clubs Count	YTD Cancelled Clubs Count	YTD Net Club Gain	Current Total Members Count	YTD Add	YTD Drop	YTD Net Growth	YTD Net Growth %	Member Count 12 Months Ago	Average Member Count Per Club	% of Clubs with less than 20 members	% No MMR in 3 Months	% No Officer Report in 12 Months	% of Clubs with balance 90+ days	Number of Clubs in Status Quo	% Status Quo Clubs in Financial Suspension	Number of Cancelled Clubs	Average Cancelled Club Age	Members Lost Due to Cancellation	% of Clubs Cancelled for Non-Financial Reasons
52	1	0	1	1,260	103	99	4	0.32%	1,257	24	44%	42%	2%	12%	0	0%	0	0	0	0%

* - P - Priority Club. Cancellation Reasons: 1-Objectives/conduct, 2-Non-active club, 5-Non-existing club, 6-Disbanding, 7-Merger, 8-Financial Suspension, 9-District/Multiple District Dues.


** - Abbreviation: P-President, S-Secretary, T-Treasurer, M-Member Chairperson, VP-First Vice President, MC-Communications Chairperson, SC-Service Chairperson

*** - Abbreviation: N/R - Never reported using the Lions Clubs website, N/A - Not applicable, No password registered for the Lions Clubs website.

**** - Abbreviation: N - New, IP - Immediate Past, R - Repeat.



Club Health Assessment for District 14 B through March 2025

			Status	Membership							Reports					Finance	LCIF
Club Number	Club Name	Charter Date		Current Member Count	YTD Members Added	YTD Members Dropped	YTD Net Growth	YTD Net Growth%	Member Count 12 Months Ago	Avg. length of service for dropped members	Months Since Last MMR ***	Yrs. Since Last Officer Report	President Rotation	Vice President Reported ****	Months Since Last Activity Report ***	Account Balance	Donations for current Fiscal Year
			Number of times on status quo within last two years	If below 15 members appears				If net loss is greater than 20% appears			If no report in 3 months appears in	When more than one year appears in	Number of repeat terms	Notes the officers that do not have an active	If no report at 12 months appears in red		
Clubs more than two years old																	
5725	BETHEL PARK	12/09/1942	Active	59	0	4	-4	-6.35%	62	13	0			N	P,M,VP,SC	0	\$1,500.00
Exc Award (06/30/2023)																	
38566	BLMF LAWRENCEVILLE AREA L C	06/03/1980	Cancelled(8*)	0	0	14	-14	-100.00%	14	17	3		None		P,S,T,M,VP SC	20	90+ Days \$200.00
129297	Bridgeville Greater Area	11/11/2016	Active	13	1	0	1	8.33%	13		6				M,VP,SC	1	\$300.00
5731	CENTRAL ELIZABETH TOWNSHIP	03/01/1962	Active	11	0	0	0	0.00%	11		12		4		T,M,VP,SC	24+	90+ Days
5732	CHESWICK SPRINGDALE	02/10/1945	Active	15	0	4	-4	-21.05%	20	3	4		8		M,VP,SC	2	
5733	CLAIRTON	04/18/1922	Active(1)	39	0	1	-1	-2.50%	40	46	3		2		M,VP,SC	12	\$70.00
5736	ELFINWILD	12/14/1949	Active	21	5	3	2	10.53%	21	10	0			N	M,VP,SC	0	\$100.00
5744	HOMESTEAD DISTRICT	10/30/1947	Cancelled(6*)	0	0	29	-29	-100.00%	29	19	3		None		P,S,T,M,VP SC	24+	
5751	MCKEESPORT	02/27/1922	Active	34	6	3	3	9.68%	32	8	1		2	R		0	\$550.00
Exc Award (06/30/2022)																	
111378	MON RIVER FLEET	06/17/2011	Active	27	2	1	1	3.85%	36	3	1		2	R	M	3	
5753	MONROEVILLE	10/02/1952	Active	26	1	0	1	4.00%	26		4			N	SC	0	\$480.00
5754	MT. LEBANON	03/06/1929	Active	29	1	0	1	3.57%	27		8			N	SC	0	\$1,000.00
5750	NORTHERN ALLEGHENY	03/21/1950	Active	10	0	0	0	0.00%	10		0		13		M,VP,SC	0	
5757	OAKMONT	04/05/1940	Active	40	2	5	-3	-6.98%	43	15	3			N	M,SC	0	\$400.00
37032	PITCAIRN	05/09/1979	Active	11	1	2	-1	-8.33%	13	29	3		4		M,VP,SC	18	
52968	PITTSBURG SHADYSIDE-SQUIR HILL	04/27/1992	Active	10	0	0	0	0.00%	10		13		14		M,VP,SC	15	
5760	PITTSBURGH	11/27/1920	Active(1)	6	2	0	2	50.00%	4		1		8		M,VP,SC	16	
46273	PITTSBURGH BRENTWOOD	06/12/1986	Active	12	0	0	0	0.00%	12		15			N	M,VP,SC	3	\$600.00
56175	PITTSBURGH DEAF BLIND	10/24/1994	Active	12	0	1	-1	-7.69%	13	24	3		3		M,VP,SC	1	
5765	PITTSBURGH GRANDVIEW	12/08/1948	Active	14	0	0	0	0.00%	14		8			N	P,SC	11	
45401	PITTSBURGH HILLTOP	10/07/1985	Active	16	0	0	0	0.00%	16		7		4		M,VP,SC	13	\$500.00
5767	PITTSBURGH NORTH SIDE	05/27/1935	Cancelled(8*)	0	0	6	-6	-100.00%	6	20	3		None		P,S,T,M,VP SC	24+	90+ Days



Club Health Assessment for District 14 B through March 2025

Club Number	Club Name	Charter Date	Status	Membership							Reports					Finance	LCIF
				Current Member Count	YTD Members Added	YTD Members Dropped	YTD Net Growth	YTD Net Growth%	Member Count 12 Months Ago	Avg. length of service for dropped members	Months Since Last MMR ***	Yrs. Since Last Officer Report	President Rotation	Vice President Reported ****	Months Since Last Activity Report ***	Account Balance	Donations for current Fiscal Year
			Number of times on status quo within last two years	If below 15 members appears				If net loss is greater than 20% appears			If no report in 3 months appears in	When more than one year appears in	Number of repeat terms	Notes the officers that do not have an active	If no report at 12 months appears in red		
5773	PLEASANT HILLS	12/18/1940	Active	21	2	3	-1	-4.55%	22	28	3			N	0		\$50.00
5775	ROBINSON	10/10/1955	Active(1)	19	1	3	-2	-9.52%	21	11	0		2	R	M,SC	7	
5748	SOUTH PARK L C	05/18/1960	Active	24	1	1	0	0.00%	22	42	6		10		M,VP,SC	5	\$500.00
5752	STO-KEN-ROX	06/23/1937	Active	12	0	0	0	0.00%	12		7		12	R	P,M,VP,SC	10	
5777	TARENTUM AREA	03/23/1939	Active	22	2	0	2	10.00%	20		6		3		M,VP,SC	0	
5782	WEST MIFFLIN	09/14/1953	Active	29	0	0	0	0.00%	32		4		3		M,VP,SC	6	
5785	WHITE OAK	03/20/1950	Active	30	0	0	0	0.00%	30		9		3	R	SC	0	\$50.00
5784	WHITEHALL COMMUNITY	03/11/1949	Active	19	0	2	-2	-9.52%	21	8	3		2	N	M	1	\$263.34

Clubs Cancelled Previous Fiscal Year – Clubs Cancelled within last 12 months may be reinstated

Club Number	Club Name	Charter Date	Current Status*	Cancellation Date
118256	UNIVERSITY OF PITTSBURGH	11/16/2012	Cancelled(6*)	06/29/2024

Current Total Clubs Count	YTD New Clubs Count	YTD Cancelled Clubs Count	YTD Net Club Gain	Current Total Members Count	YTD Add	YTD Drop	YTD Net Growth	YTD Net Growth %	Member Count 12 Months Ago	Average Member Count Per Club	% of Clubs with less than 20 members	% No MMR in 3 Months	% No Officer Report in 12 Months	% of Clubs with balance 90+ days	Number of Clubs in Status Quo	% Status Quo Clubs in Financial Suspension	Number of Cancelled Clubs	Average Cancelled Club Age	Members Lost Due to Cancellation	% of Clubs Cancelled for Non-Financial Reasons
27	0	3	-3	581	27	82	-55	-8.65%	652	22	52%	74%	0%	4%	0	0%	3	74	49	33%

* - P - Priority Club. Cancellation Reasons: 1-Objectives/conduct, 2-Non-active club, 5-Non-existing club, 6-Disbanding, 7-Merger, 8-Financial Suspension, 9-District/Multiple District Dues.

** - Abbreviation: P-President, S-Secretary, T-Treasurer, M-Member Chairperson, VP-First Vice President, MC-Communications Chairperson, SC-Service Chairperson

*** - Abbreviation: N/R - Never reported using the Lions Clubs website, N/A - Not applicable, No password registered for the Lions Clubs website.

**** - Abbreviation: N - New, IP - Immediate Past, R - Repeat.



Club Health Assessment for District 14 C through March 2025

			Status	Membership							Reports					Finance	LCIF
Club Number	Club Name	Charter Date		Current Member Count	YTD Members Added	YTD Members Dropped	YTD Net Growth	YTD Net Growth%	Member Count 12 Months Ago	Avg. length of service for dropped members	Months Since Last MMR ***	Yrs. Since Last Officer Report	President Rotation	Vice President Reported ****	Months Since Last Activity Report ***	Account Balance	Donations for current Fiscal Year
			Number of times on status quo within last two years	If below 15 members appears					If net loss is greater than 20% appears			If no report in 3 months appears in	When more than one year appears in	Number of repeat terms	Notes the officers that do not have an active	If no report at 12 months appears in red	
Clubs more than two years old																	
5789	ARENDSVILLE	06/13/1973	Active	27	5	1	4	17.39%	26	21	0			N	M,SC	0	\$225.00
Exc Award (06/30/2023)																	
5791	BOILING SPRINGS	05/23/1947	Active	41	12	2	10	32.26%	30	6	0		2	N	SC	0	\$2,580.00
Exc Award (06/30/2022, 06/30/2024)																	
5792	BROGUE COMMUNITY	03/05/1959	Active	18	0	1	-1	-5.26%	19	47	2			N	M,SC	3	\$1,867.00
Exc Award (06/30/2023, 06/30/2024)																	
5793	CAMP HILL	11/24/1952	Active	34	1	0	1	3.03%	34		2			N	SC	1	\$300.00
Exc Award (06/30/2023)																	
5794	CARLISLE	02/16/1933	Active	19	1	1	0	0.00%	19	1	3		2	N		0	\$3,450.00
Exc Award (06/30/2021, 06/30/2022, 06/30/2024)																	
5795	CASHTOWN COMMUNITY	12/08/1959	Active	16	0	0	0	0.00%	16		13		10		T,M,VP,SC	7	90+ Days
5796	DALLASTOWN	11/17/1933	Active	21	0	0	0	0.00%	21		14		2	R	T	0	\$50.00
Exc Award (06/30/2018)																	
5797	DILLSBURG	11/05/1931	Active	40	0	0	0	0.00%	43		7			N	M,SC	5	\$1,300.00
Exc Award (06/30/2023)																	
5798	DOVER	05/08/1939	Active	40	0	3	-3	-6.98%	43	23	4			N	M	2	\$90.00
Exc Award (06/30/2023)																	
5799	EAST BERLIN	08/27/1957	Active	20	0	2	-2	-9.09%	22	41	2		5	R	M,SC	2	
5807	EAST PENNSBORO	02/26/1946	Active	10	0	1	-1	-9.09%	11	30	2		5		M,VP,SC	24+	
5800	EAST PROSPECT	04/23/1952	Active	15	0	0	0	0.00%	15		19			N	M,SC	4	\$500.00
Exc Award (06/30/2023)																	
5802	FAIRFIELD	06/25/1945	Active	21	6	4	2	10.53%	19	16	0		3	R	P,T,M,SC	0	
5804	GETTYSBURG	01/23/1924	Active	9	1	0	1	12.50%	8		7			N	M,SC	3	\$350.00
5809	HANOVER	08/12/1932	Active	47	19	3	16	51.61%	34	12	1			N	M,SC	0	
Exc Award (06/30/2023)																	
46395	HANOVER WEST MANHEIM TOWNSHIP	06/30/1986	Active	10	0	2	-2	-16.67%	12	16	5		None		P,T,M,VP,SC	0	
5811	JACKSONVILLE	11/16/1960	Active	14	0	0	0	0.00%	15		7			N	M,SC	2	\$1,455.00



Club Health Assessment for District 14 C through March 2025

			Status	Membership							Reports					Finance	LCIF
Club Number	Club Name	Charter Date		Current Member Count	YTD Members Added	YTD Members Dropped	YTD Net Growth	YTD Net Growth%	Member Count 12 Months Ago	Avg. length of service for dropped members	Months Since Last MMR ***	Yrs. Since Last Officer Report	President Rotation	Vice President Reported ****	Months Since Last Activity Report ***	Account Balance	Donations for current Fiscal Year
			Number of times on status quo within last two years	If below 15 members appears				If net loss is greater than 20% appears			If no report in 3 months appears in	When more than one year appears in	Number of repeat terms	Notes the officers that do not have an active	If no report at 12 months appears in red		
Exc Award (06/30/2018, 06/30/2022)																	
5812	JACOBUS	02/28/1952	Active	49	4	1	3	6.52%	46	25	1			N	0		\$90.00
Exc Award (06/30/2022)																	
146517	Jacobus Area Lioness	06/09/2021	Active	43	0	0	0	0.00%	43		10			R	SC	2	
Exc Award (06/30/2022, 06/30/2024)																	
5813	JEFFERSON COMMUNITY L C	02/11/1965	Active	20	0	2	-2	-9.09%	22	45	1			N	SC	7	
5814	KREUTZ CREEK VALLEY	04/24/1942	Active	10	0	3	-3	-23.08%	13	40	0		None		P,T,M,VP,SC	8	90+ Days
Exc Award (06/30/2023)																	
5817	LITTLESTOWN	09/28/1939	Active	9	0	0	0	0.00%	10		9		16		P,T,M,VP,SC	12	
5820	MASON + DIXON	10/16/1930	Active	13	0	0	0	0.00%	13		9		None	R	P,M,SC	7	
5821	MECHANICSBURG	10/05/1949	Active	86	6	2	4	4.88%	79	1	0			N		0	\$830.00
Exc Award (06/30/2018, 06/30/2021, 06/30/2024)																	
5822	MOUNT HOLLY SPRINGS	03/19/1946	Active	21	0	0	0	0.00%	21		9			N	M,SC	1	
150825	New Cumberland Area	05/19/2022	Active	11	0	0	0	0.00%	12		10		None		P,T,M,VP,SC	3	\$100.00
5825	NEW FREEDOM	09/28/1933	Active	46	6	3	3	6.98%	41	4	0			N	SC	0	\$2,981.23
Exc Award (06/30/2018, 06/30/2020, 06/30/2024)																	
5826	NEW OXFORD	03/16/1939	Cancelled(6*)	0	1	17	-16	-100.00%	16	18	3		None		P,S,T,M,VP SC	4	
Exc Award (06/30/2023, 06/30/2024)																	
5827	NEWVILLE	05/09/1947	Active	29	4	3	1	3.57%	30	42	2			IP	SC	4	\$575.00
Exc Award (06/30/2018)																	
5829	PINCHOT PARK	10/14/1959	Active	10	0	5	-5	-33.33%	13	14	1			R	M,SC	20	
Exc Award (06/30/2023)																	
5830	PLAINFIELD	01/05/1959	Active	17	0	6	-6	-26.09%	25	9	0			N	M,SC	0	
Exc Award (06/30/2023, 06/30/2024)																	
5831	RED LION	01/02/1924	Active	26	0	0	0	0.00%	25		5		2	R	SC	0	
Exc Award (06/30/2024)																	
5833	SHILOH	12/12/1951	Active	42	5	1	4	10.53%	26	24	1		2		P,T,M,VP,SC	1	\$900.00
5834	SHIPPENSBURG	10/18/1932	Active	35	0	2	-2	-5.41%	37	11	1		2	R		11	\$1,010.00



Club Health Assessment for District 14 C through March 2025

			Status	Membership							Reports					Finance		LCIF
Club Number	Club Name	Charter Date		Current Member Count	YTD Members Added	YTD Members Dropped	YTD Net Growth	YTD Net Growth%	Member Count 12 Months Ago	Avg. length of service for dropped members	Months Since Last MMR ***	Yrs. Since Last Officer Report	President Rotation	Vice President Reported ****	Months Since Last Activity Report ***	Account Balance	Donations for current Fiscal Year	
			Number of times on status quo within last two years	If below 15 members appears					If net loss is greater than 20% appears			If no report in 3 months appears in	When more than one year appears in	Number of repeat terms	Notes the officers that do not have an active	If no report at 12 months appears in red		
Exc Award (06/30/2023)																		
132697	Shrewsbury Area Centennial	10/04/2017	Active	23	3	0	3	15.00%	19		3		4	R	VP,SC	0		
Exc Award (06/30/2021, 06/30/2022)																		
5838	SPRING GROVE	01/13/1933	Active	28	1	0	1	3.70%	29		0			N	P	15		
5839	STEWARTSTOWN	12/16/1932	Active	47	2	0	2	4.44%	44		1			N	SC	14	\$2,200.00	
Exc Award (06/30/2018, 06/30/2022, 06/30/20)																		
5840	SUSQUEHANNA	10/12/1933	Active	58	3	1	2	3.57%	54	55	1			N	P,VP,SC	7	\$825.00	
Exc Award (06/30/2023)																		
5841	UPPER ADAMS COUNTY	03/23/1939	Active	30	2	5	-3	-9.09%	33	6	0				VP,SC	3		
Exc Award (06/30/2024)																		
5845	WEST SHORE	05/28/1941	Active	14	0	1	-1	-6.67%	15	49	5		4		M,VP,SC	5		
5846	WINDSOR	01/25/1954	Active	20	1	0	1	5.26%	19		1		None		P,M,VP,SC	1	\$500.00	
Exc Award (06/30/2018, 06/30/2019, 06/30/20)																		
33520	YORK NEW SALEM	03/16/1977	Active	15	0	2	-2	-11.76%	18	15	4			N	T,M,SC	17	\$2,000.00	
Exc Award (06/30/2023)																		
5852	YORK SPRINGS	03/01/1939	Active	44	1	0	1	2.33%	44		2		2	N	SC	0	\$90.00	
108038	YORK WHITE ROSE	04/08/2010	Active	23	2	1	1	4.55%	22	1	1			N	P	2	\$100.00	
Exc Award (06/30/2017, 06/30/2022, 06/30/20)																		

Clubs Cancelled Previous Fiscal Year – Clubs Cancelled within last 12 months may be reinstated

Club Number	Club Name	Charter Date	Current Status*	Cancellation Date
5842	WEIGELSTOWN	01/27/1955	Cancelled(6*)	06/29/2024

Current Total Clubs Count	YTD New Clubs Count	YTD Cancelled Clubs Count	YTD Net Club Gain	Current Total Members Count	YTD Add	YTD Drop	YTD Net Growth	YTD Net Growth %	Member Count 12 Months Ago	Average Member Count Per Club	% of Clubs with less than 20 members	% No MMR in 3 Months	% No Officer Report in 12 Months	% of Clubs with balance 90+ days	Number of Clubs in Status Quo	% Status Quo Clubs in Financial Suspension	Number of Cancelled Clubs	Average Cancelled Club Age	Members Lost Due to Cancellation	% of Clubs Cancelled for Non-Financial Reasons
43	0	1	-1	1,171	86	75	11	0.95%	1,156	27	37%	42%	0%	5%	0	0%	1	155	17	100%



Club Health Assessment for District 14 C through March 2025

			Status	Membership							Reports					Finance	LCIF
Club Number	Club Name	Charter Date		Current Member Count	YTD Members Added	YTD Members Dropped	YTD Net Growth	YTD Net Growth%	Member Count 12 Months Ago	Avg. length of service for dropped members	Months Since Last MMR ***	Yrs. Since Last Officer Report	President Rotation	Vice President Reported ****	Months Since Last Activity Report ***	Account Balance	Donations for current Fiscal Year
			Number of times on status quo within last two years	If below 15 members appears				If net loss is greater than 20% appears			If no report in 3 months appears in	When more than one year appears in	Number of repeat terms	Notes the officers that do not have an active	If no report at 12 months appears in red		

* - P - Priority Club. Cancellation Reasons: 1-Objectives/conduct, 2-Non-active club, 5-Non-existing club, 6-Disbanding, 7-Merger, 8-Financial Suspension, 9-District/Multiple District Dues.
** - Abbreviation: P-President, S-Secretary, T-Treasurer, M-Member Chairperson, VP-First Vice President, MC-Communications Chairperson, SC-Service Chairperson
*** - Abbreviation: N/R - Never reported using the Lions Clubs website, N/A - Not applicable, No password registered for the Lions Clubs website.
**** - Abbreviation: N - New, IP - Immediate Past, R - Repeat.



Club Health Assessment for District 14 D through March 2025

			Status	Membership							Reports					Finance		LCIF		
Club Number	Club Name	Charter Date		Current Member Count	YTD Members Added	YTD Members Dropped	YTD Net Growth	YTD Net Growth%	Member Count 12 Months Ago	Avg. length of service for dropped members	Months Since Last MMR ***	Yrs. Since Last Officer Report	President Rotation	Vice President Reported ****	Months Since Last Activity Report ***	Account Balance	Donations for current Fiscal Year			
			Number of times on status quo within last two years	If below 15 members appears					If net loss is greater than 20% appears					If no report in 3 months appears in	When more than one year appears in	Number of repeat terms	Notes the officers that do not have an active	If no report at 12 months appears in red		
Clubs less than two years old																				
180687	Warwick Area	02/02/2025	Newly Chartered	22	22	0	22	100.00%	0		1				M,VP,SC	0		\$125.00		
Clubs more than two years old																				
5856	AKRON	12/02/1938	Active	41	3	4	-1	-2.38%	40	4	0		2	N	SC	5				
5857	BAREVILLE LEOLA LEACO	03/14/1927	Active	26	0	1	-1	-3.70%	28	22	1			N	SC	4				
5858	BARON STIEGEL	06/01/1943	Active	27	0	0	0	0.00%	27		9			N	M,SC	0		\$823.50		
5862	CHRISTIANA	10/30/1941	Active	27	0	0	0	0.00%	26		7			N		0				
5864	COLUMBIA	04/15/1947	Active	55	6	4	2	3.77%	52	4	0		3	R		0				
38029	CONOY L C	02/04/1980	Active	37	1	2	-1	-2.63%	40	7	3			N		0				
5866	DENVER	08/27/1926	Active	31	1	1	0	0.00%	31	50	1		None		P,M,VP,SC	1		\$650.00		
Exc Award (06/30/2023)																				
5867	EAST COCALICO	01/09/1944	Active	69	5	2	3	4.55%	70	19	0			N	SC	1				
Exc Award (06/30/2018, 06/30/2021)																				
5869	EAST PETERSBURG - LANDISVILLE	04/02/1957	Active	32	2	0	2	6.67%	27		6			N	M,SC	3		\$450.00		
Exc Award (06/30/2024)																				
5870	ELIZABETHTOWN	01/14/1941	Active	38	1	3	-2	-5.00%	39	42	0		2	N	M	0				
5871	EPHRATA	02/13/1925	Active	52	16	3	13	33.33%	39	14	1			N		1		\$897.00		
5872	FREDERICKSBURG	04/24/1944	Active	10	0	0	0	0.00%	12		10	1	None		P,S,T,M,VP SC	15				
135234	Gap Town Clock Centennial	06/19/2018	Active	11	0	0	0	0.00%	11		10	1	None		P,S,T,M,VP SC	10	90+ Days			
5873	GARDEN SPOT L C	06/06/1972	Active	15	3	0	3	25.00%	13		2		5	R	SC	3				
141414	Heidelberg Lioness	04/13/2020	Active	14	0	0	0	0.00%	14		10		2	N	P,T,M,SC	0				
5875	INTERCOURSE	02/28/1973	Active	16	2	1	1	6.67%	15	18	8	1	None		P,S,T,M,VP SC	12				
5876	JONESTOWN	11/04/1942	Active	10	1	0	1	11.11%	9		5		3	R	M,SC	0				
5877	LAFAYETTE	03/12/1947	Active	6	0	0	0	0.00%	6		0	1	None		P,S,T,M,VP SC	1				
5878	LANCASTER	03/01/1923	Active	37	3	4	-1	-2.63%	39	13	0			IP		0		\$100.00		



Club Health Assessment for District 14 D through March 2025

			Status	Membership							Reports					Finance		LCIF
Club Number	Club Name	Charter Date		Current Member Count	YTD Members Added	YTD Members Dropped	YTD Net Growth	YTD Net Growth%	Member Count 12 Months Ago	Avg. length of service for dropped members	Months Since Last MMR ***	Yrs. Since Last Officer Report	President Rotation	Vice President Reported ****	Months Since Last Activity Report ***	Account Balance	Donations for current Fiscal Year	
			Number of times on status quo within last two years	If below 15 members appears				If net loss is greater than 20% appears			If no report in 3 months appears in	When more than one year appears in	Number of repeat terms	Notes the officers that do not have an active	If no report at 12 months appears in red			
Exc Award (06/30/2023)																		
149726	Lancaster Historic	02/14/2022	Active	15	0	0	0	0.00%	15		12	1	None	P,S,T,M,VP SC	24+	90+ Days		
5880	LEBANON	05/27/1924	Active	46	2	3	-1	-2.13%	48	27	1			N	M,SC	7	\$1,000.00	
5881	LITITZ	01/16/1941	Active	53	2	5	-3	-5.36%	51	8	2				VP	0	\$125.00	
5882	MANHEIM	11/04/1925	Active	28	0	0	0	0.00%	28		6			N		1	\$1,000.00	
5883	MANHEIM TOWNSHIP	04/01/1957	Active	16	1	1	0	0.00%	16	1	1		2	N	M	0	\$550.00	
5885	MARIETTA	03/14/1932	Active	18	3	0	3	20.00%	15		2			N	M,SC	0		
5886	MILLERSVILLE	03/16/1932	Active	65	35	27	8	14.04%	59	7	0				VP	0	\$370.00	
Exc Award (06/30/2022, 06/30/2023, 06/30/20)																		
139591	Millersville Lioness	08/13/2019	Active	21	1	3	-2	-8.70%	24	3	3		6	N		0		
5887	MOUNT JOY	04/03/1945	Active	32	3	4	-1	-3.03%	37	12	0		None	N	P,M,SC	4	\$525.00	
Exc Award (06/30/2022, 06/30/2023)																		
5888	MOUNTVILLE	04/15/1947	Active	37	0	0	0	0.00%	38		9			N	SC	1		
Exc Award (06/30/2017, 06/30/2018, 06/30/20)																		
5889	MYERSTOWN	10/30/1950	Active	16	0	1	-1	-5.88%	18	21	3		2	R	M,SC	3		
5890	NEW HOLLAND	05/26/1925	Active	18	0	1	-1	-5.26%	18	1	6		2	N	M	1	\$1,000.00	
5894	PALMYRA AREA	01/12/1938	Active	17	2	8	-6	-26.09%	23	4	1			R	M,SC	1		
Exc Award (06/30/2021)																		
5895	PARADISE TOWNSHIP	02/27/1928	Active	23	0	1	-1	-4.17%	24	60	0		2	N		3		
5896	QUARRYVILLE	09/09/1926	Active	38	3	2	1	2.70%	38	3	3			N	T,M	5	\$200.00	
37920	SCHOENECK AREA L C	01/24/1980	Active	5	0	1	-1	-16.67%	6	19	7		2	R	M,SC	1		
5901	SOUTH LEBANON	03/20/1950	Active	12	0	0	0	0.00%	12		1	1	None		P,S,T,M,VP SC	5		
5902	STRASBURG	03/22/1932	Active	43	0	1	-1	-2.27%	44	1	2			N	SC	2	\$800.00	
5905	WAKEFIELD	04/28/1972	Active	66	0	1	-1	-1.49%	69	53	0			N	SC	2		
5908	WEST EARL	05/26/1939	Active	29	7	1	6	26.09%	23	43	5			N		8	\$1,050.00	
5911	WILLOW STREET	11/25/1946	Active	24	0	9	-9	-27.27%	34	24	3			N	M	0	\$1,245.00	
Exc Award (06/30/2022)																		



Club Health Assessment for District 14 D through March 2025

INTERNATIONAL

Club Number	Club Name	Charter Date	Status	Membership							Reports					Finance		LCIF		
				Current Member Count	YTD Members Added	YTD Members Dropped	YTD Net Growth	YTD Net Growth%	Member Count 12 Months Ago	Avg. length of service for dropped members	Months Since Last MMR ***	Yrs. Since Last Officer Report	President Rotation	Vice President Reported ****	Months Since Last Activity Report ***	Account Balance	Donations for current Fiscal Year			
			Number of times on status quo within last two years	If below 15 members appears				If net loss is greater than 20% appears			If no report in 3 months appears in	When more than one year appears in	Number of repeat terms	Notes the officers that do not have an active	If no report at 12 months appears in red					
122260	Wilshire Hills Exc Award (06/30/2018)	05/19/2014	Active	8	0	1	-1	-11.11%	9	2	3		4	M,VP,SC	14					
Current Total Clubs Count	YTD New Clubs Count	YTD Cancelled Clubs Count	YTD Net Club Gain	Current Total Members Count	YTD Add	YTD Drop	YTD Net Growth	YTD Net Growth %	Member Count 12 Months Ago	Average Member Count Per Club	% of Clubs with less than 20 members	% No MMR in 3 Months	% No Officer Report in 12 Months	% of Clubs with balance 90+ days	Number of Clubs in Status Quo	% Status Quo Clubs in Financial Suspension	Number of Cancelled Clubs	Average Cancelled Club Age	Members Lost Due to Cancellation	% of Clubs Cancelled for Non-Financial Reasons
42	1	0	1	1,206	125	95	30	2.55%	1,187	29	38%	48%	14%	5%	0	0%	0	0	0	0%

* - P - Priority Club. Cancellation Reasons: 1-Objectives/conduct, 2-Non-active club, 5-Non-existing club, 6-Disbanding, 7-Merger, 8-Financial Suspension, 9-District/Multiple District Dues.

** - Abbreviation: P-President, S-Secretary, T-Treasurer, M-Member Chairperson, VP-First Vice President, MC-Communications Chairperson, SC-Service Chairperson

*** - Abbreviation: N/R - Never reported using the Lions Clubs website, N/A - Not applicable, No password registered for the Lions Clubs website.

**** - Abbreviation: N - New, IP - Immediate Past, R - Repeat.




Club Health Assessment for District 14 E through March 2025

			Status	Membership						Reports						Finance		LCIF
Club Number	Club Name	Charter Date		Current Member Count	YTD Members Added	YTD Members Dropped	YTD Net Growth	YTD Net Growth%	Member Count 12 Months Ago	Avg. length of service for dropped members	Months Since Last MMR ***	Yrs. Since Last Officer Report	President Rotation	Vice President Reported ****	Months Since Last Activity Report ***	Account Balance	Donations for current Fiscal Year	
			Number of times on status quo within last two years	If below 15 members appears					If net loss is greater than 20% appears			If no report in 3 months appears in	When more than one year appears in	Number of repeat terms	Notes the officers that do not have an active	If no report at 12 months appears in red		
Clubs more than two years old																		
5912	ALLEGHENY TOWNSHIP	10/21/1952	Active	10	0	0	0	0.00%	10		1			P,M,VP,SC	0	90+ Days	\$50.00	
5913	ARNOLD	01/30/1942	Active	11	1	1	0	0.00%	11	20	4		2	T,VP,SC	24+			
5916	BUSHY RUN	01/21/1948	Active	35	0	1	-1	-2.78%	37	37	5			N	24+			
5917	CHESTNUT RIDGE	05/14/1953	Active	24	0	1	-1	-4.00%	25	3	0		2	R	T,M,VP,SC			12
Exc Award (06/30/2020, 06/30/2021)																		
5918	DELMONT	10/09/1944	Active	37	2	2	0	0.00%	36	7	3			N	0			
Exc Award (06/30/2021, 06/30/2024)																		
5922	GREENSBURG EAST	08/12/1935	Active	12	1	0	1	9.09%	14		7			M,VP,SC	10			
5926	JEANNETTE	06/05/1940	Active(1)	6	0	0	0	0.00%	6		3		10	M,VP,SC	24+			
5927	LATROBE-DERRY	11/20/1940	Active	26	5	2	3	13.04%	23	39	3			R	M,VP,SC			18
Exc Award (06/30/2023)																		
5928	LEVEL GREEN	12/27/1948	Active	36	2	2	0	0.00%	36	6	4			N	SC	1	\$50.00	
5931	LOWER BURRELL CITY	06/01/1950	Active	26	0	0	0	0.00%	26		11		8	N	M,SC	16		
5933	MANOR	04/08/1948	Active	18	1	0	1	5.88%	16		2			VP	4	\$80.00		
Exc Award (06/30/2023)																		
5934	MONESSEN	05/06/1948	Active	40	1	4	-3	-6.98%	44	13	3			N	M,SC	24+	\$3,000.00	
Exc Award (06/30/2022)																		
5935	MOUNT PLEASANT TOWNSHIP	01/19/1948	Active	44	0	0	0	0.00%	45		3		5	R	M	24+		
5921	MURRYSVILLE	10/25/1951	Active	17	0	1	-1	-5.56%	18	29	1			N	SC	0		
5936	NEW ALEXANDRIA	05/13/1959	Active	48	0	0	0	0.00%	49		10		3	R	P,VP	3	\$50.00	
Exc Award (06/30/2021, 06/30/2023)																		
5937	NEW FLORENCE	06/07/1950	Active	22	0	1	-1	-4.35%	22	4	6		14	R	SC	0		
Exc Award (06/30/2020)																		
5938	NEW KENSINGTON	03/08/1939	Active	13	0	0	0	0.00%	13		19		8		M,VP,SC	0		
5939	NORWIN	04/28/1955	Active	35	3	0	3	9.38%	32		0		3	R	M,VP,SC	1		



Club Health Assessment for District 14 E through March 2025

			Status	Membership							Reports					Finance	LCIF	
Club Number	Club Name	Charter Date		Current Member Count	YTD Members Added	YTD Members Dropped	YTD Net Growth	YTD Net Growth%	Member Count 12 Months Ago	Avg. length of service for dropped members	Months Since Last MMR ***	Yrs. Since Last Officer Report	President Rotation	Vice President Reported ****	Months Since Last Activity Report ***	Account Balance	Donations for current Fiscal Year	
			Number of times on status quo within last two years	If below 15 members appears				If net loss is greater than 20% appears			If no report in 3 months appears	When more than one year appears in	Number of repeat terms	Notes the officers that do not have an active	If no report at 12 months appears in red			
5940	ROSTRAVER TWSP	04/23/1953	Active	45	0	0	0	0.00%	45		8			N	P	1		\$2,742.00
	Exc Award (06/30/2022)																	
129392	Scottdale Centennial	11/22/2016	Active	7	0	0	0	0.00%	7		13		None	P,S,T,M,VP SC	24+	90+ Days		
5923	SEWICKLEY AREA L C	02/19/1946	Active	9	0	0	0	0.00%	9		12		4	VP		7		
61240	SLICKVILLE	11/13/1998	Active	40	3	1	2	5.26%	38	39	3		2	M,VP		0		
	Exc Award (06/30/2016)																	
5946	TRAFFORD	06/05/1945	Active(1)	6	0	0	0	0.00%	6		17		5	VP,SC	24+	90+ Days		
5948	VANDERGRIFT	05/22/1940	Active	23	0	0	0	0.00%	24		10		2	T		0		
65280	WASHINGTON BELL	04/29/2002	Active	11	0	2	-2	-15.38%	13	16	8		10	N	M,VP,SC	N/R		
5949	WEST NEWTON	04/13/1945	Active	23	0	0	0	0.00%	26		10		13	VP,SC		5	\$50.00	
5950	YOUNGWOOD	07/16/1940	Active	39	4	0	4	11.43%	36		3		4	R		5	\$1,000.00	
	Exc Award (06/30/2022, 06/30/2023)																	
5951	YUKON	09/10/1945	Active	25	1	0	1	4.17%	24		4		5	R	P,T	21		

Clubs Cancelled Previous Fiscal Year – Clubs Cancelled within last 12 months may be reinstated

Club Number	Club Name	Charter Date	Current Status*	Cancellation Date
5941	EAST HUNTINGDON TOWNSHIP	03/01/1949	Cancelled(6*)	12/29/2023

Current Total Clubs Count	YTD New Clubs Count	YTD Cancelled Clubs Count	YTD Net Club Gain	Current Total Members Count	YTD Add	YTD Drop	YTD Net Growth	YTD Net Growth %	Member Count 12 Months Ago	Average Member Count Per Club	% of Clubs with less than 20 members	% No MMR in 3 Months	% No Officer Report in 12 Months	% of Clubs with balance 90+ days	Number of Clubs in Status Quo	% Status Quo Clubs in Financial Suspension	Number of Cancelled Clubs	Average Cancelled Club Age	Members Lost Due to Cancellation	% of Clubs Cancelled for Non-Financial Reasons
28	0	0	0	688	24	18	6	0.88%	691	25	39%	82%	0%	11%	0	0%	0	0	0	0%

* - P - Priority Club. Cancellation Reasons: 1-Objectives/conduct, 2-Non-active club, 5-Non-existing club, 6-Disbanding, 7-Merger, 8-Financial Suspension, 9-District/Multiple District Dues.

** - Abbreviation: P-President, S-Secretary, T-Treasurer, M-Member Chairperson, VP-First Vice President, MC-Communications Chairperson, SC-Service Chairperson

*** - Abbreviation: N/R - Never reported using the Lions Clubs website, N/A - Not applicable, No password registered for the Lions Clubs website.

**** - Abbreviation: N - New, IP - Immediate Past, R - Repeat.



Club Health Assessment for District 14 F through March 2025

Club Number	Club Name	Charter Date	Status	Membership							Reports					Finance	LCIF
				Current Member Count	YTD Members Added	YTD Members Dropped	YTD Net Growth	YTD Net Growth%	Member Count 12 Months Ago	Avg. length of service for dropped members	Months Since Last MMR ***	Yrs. Since Last Officer Report	President Rotation	Vice President Reported ****	Months Since Last Activity Report ***	Account Balance	Donations for current Fiscal Year
			Number of times on status quo within last two years	If below 15 members appears				If net loss is greater than 20% appears			If no report in 3 months appears in	When more than one year appears in	Number of repeat terms	Notes the officers that do not have appears in an active	If no report at 12 months red		
Clubs more than two years old																	
5952	ALBION AREA	05/27/1947	Active	25	1	3	-2	-7.41%	27	4	0		3	R	M,SC	17	
5993	BRADFORD AREA	10/08/1952	Active	29	0	2	-2	-6.45%	31	8	2		2	N	VP,SC	0	
141293	Bradford Community Pride	04/07/2020	Active	29	0	8	-8	-21.62%	35	3	3		2	N		6	
	Exc Award (06/30/2021, 06/30/2022, 06/30/2023)																
48416	CENTERVILLE	04/18/1988	Active	31	5	0	5	19.23%	15		5		8		M,VP,SC	15	
	Exc Award (06/30/2024)																
5954	CLINTONVILLE	10/20/1955	Active	28	0	1	-1	-3.45%	29	11	1		4		VP,SC	14	
5956	COMMODORE PERRY	10/04/1955	Active	40	1	6	-5	-11.11%	44	16	1				P,VP,SC	5	\$100.00
42273	CONNEAUT LAKE	02/28/1983	Active	21	0	0	0	0.00%	21		10			IP	T,M,VP,SC	3	
	Exc Award (06/30/2016)																
35535	CRANBERRY AREA L C	05/08/1978	Active	25	2	2	0	0.00%	25	13	6				P,VP,SC	3	
5958	ERIE	05/19/1922	Active	32	6	5	1	3.23%	32	21	0		4		VP,SC	3	
5962	FARRELL	04/09/1929	Active	16	0	0	0	0.00%	18		10		7		P,M,VP,SC	6	
5964	FREDONIA	06/02/1948	Active	43	2	4	-2	-4.44%	45	15	0		2	R	T,M,VP,SC	4	\$1,120.00
	Exc Award (06/30/2018, 06/30/2023)																
5959	GREENE TOWNSHIP L C	06/04/1952	Active(1)	24	0	2	-2	-7.69%	26	33	1				M,VP,SC	3	
	Exc Award (06/30/2023)																
5965	GREENVILLE	11/25/1927	Active	56	1	3	-2	-3.45%	58	18	2			N		4	
107865	HERMITAGE	03/25/2010	Active	18	0	2	-2	-10.00%	20	4	2		3		M,VP,SC	7	\$600.00
5967	JAMESTOWN	05/11/1948	Active	52	6	1	5	10.64%	46	3	2			N	P,M,SC	1	\$21,100.00
	Exc Award (06/30/2024)																
5968	KANE	06/15/1954	Active	42	0	5	-5	-10.64%	43	26	1			N	P,T,VP,SC	2	
	Exc Award (06/30/2024)																
5970	LAWRENCE PARK EAST LAKE SHORE	05/26/1947	Active	5	0	0	0	0.00%	6		10		5	R	SC	21	
	Exc Award (06/30/2018)																
5971	MEADVILLE	03/25/1924	Active	49	1	8	-7	-12.50%	55	17	0		3	N	T,SC	6	\$1,100.00



Club Health Assessment for District 14 F through March 2025

			Status	Membership							Reports					Finance	LCIF			
Club Number	Club Name	Charter Date		Current Member Count	YTD Members Added	YTD Members Dropped	YTD Net Growth	YTD Net Growth%	Member Count 12 Months Ago	Avg. length of service for dropped members	Months Since Last MMR ***	Yrs. Since Last Officer Report	President Rotation	Vice President Reported ****	Months Since Last Activity Report ***	Account Balance	Donations for current Fiscal Year			
			Number of times on status quo within last two years	If below 15 members appears				If net loss is greater than 20% appears			If no report in 3 months appears in	When more than one year appears in	Number of repeat terms	Notes the officers that do not have an active	If no report at 12 months appears in red					
Exc Award (06/30/2016, 06/30/2017, 06/30/2020)			Active	23	2	1	1	4.55%	24	2	1			N	SC	0	90+ Days	\$300.00		
125245	North East	06/24/2015		19	0	1	-1	-5.00%	19	8	0		11	M,VP,SC	11					
Exc Award (06/30/2023)				12	0	0	0	0.00%	12		13		4	M,VP,SC	N/R					
5975	OTTO TOWNSHIP	09/25/1952		15	3	2	1	7.14%	14	34	0		2	M,VP,SC	24+					
147625	Pine Grove Lioness	08/19/2021		10	2	3	-1	-9.09%	11	1	0		3	VP,SC	18					
5976	PINE GROVE TOWNSHIP	01/21/1957		19	0	0	0	0.00%	19		9			P,M,VP,SC	4					
49673	PORT ALLEGANY	06/19/1989		9	1	0	1	12.50%	8		2		7	P,M,VP,SC	5					
5980	SHEFFIELD	06/29/1953		19	0	3	-3	-13.64%	22	26	3		8	T,M,VP,SC	3					
5981	SMETHPORT	09/25/1951		13	0	2	-2	-13.33%	15	23	3			R	VP	1				
5983	STONEBORO	04/19/1948		1	0	11	-11	-91.67%	14	16	0		None	P,S,T,M,VP SC	24+					
5984	SUMMIT	12/19/1956	Cancelled(8*)	34	2	5	-3	-8.11%	39	10	5			N	M,SC	1	90+ Days	\$100.00		
Exc Award (06/30/2018)				11	1	0	1	10.00%	10		7		4	VP,SC	17					
5987	TITUSVILLE	06/08/1939		29	3	0	3	11.54%	26		0		2	N	SC	0				
5988	TOWNVILLE	03/22/1948		36	0	0	0	0.00%	34		8		2	R	P,M,SC	6				
5989	UNION CITY	06/13/1939		40	0	0	0	0.00%	40		0			IP	T,SC	18				
5991	WARREN	09/29/1923		27	0	1	-1	-3.57%	29	10	6			N		6				
Exc Award (06/30/2018)				9	0	0	0	0.00%	9		13		3		M,VP,SC	15				
5992	WATERFORD	01/26/1954		12	0	0	0	0.00%	12		9			IP	M,SC	16				
141415	Waterford Lioness	04/02/2020		Active																
122733	West County Lions	07/11/2014																		

Clubs Cancelled Previous Fiscal Year – Clubs Cancelled within last 12 months may be reinstated

Club Number	Club Name	Charter Date	Current Status*	Cancellation Date
36870	MARIENVILLE AREA L C	04/09/1979	Cancelled(6*)	06/29/2024



Club Health Assessment for District 14 F through March 2025

Club Number			Club Name			Charter Date			Status	Membership						Reports					Finance		LCIF	
										Current Member Count	YTD Members Added	YTD Members Dropped	YTD Net Growth	YTD Net Growth%	Member Count 12 Months Ago	Avg. length of service for dropped members	Months Since Last MMR ***	Yrs. Since Last Officer Report	President Rotation	Vice President Reported ****	Months Since Last Activity Report ***	Account Balance	Donations for current Fiscal Year	
									Number of times on status quo within last two years	If below 15 members appears			If net loss is greater than 20% appears			If no report in 3 months appears in		When more than one year appears in	Number of repeat terms	Notes the officers that do not have an active		If no report at 12 months appears in red		
Current Total Clubs Count	YTD New Clubs Count	YTD Cancelled Clubs Count	YTD Net Club Gain	Current Total Members Count	YTD Add	YTD Drop	YTD Net Growth	YTD Net Growth %	Member Count 12 Months Ago	Average Member Count Per Club	% of Clubs with less than 20 members	% No MMR in 3 Months	% No Officer Report in 12 Months	% of Clubs with balance 90+ days	Number of Clubs in Status Quo	% Status Quo Clubs in Financial Suspension	Number of Cancelled Clubs	Average Cancelled Club Age	Members Lost Due to Cancellation	% of Clubs Cancelled for Non-Financial Reasons				
35	0	1	-1	903	39	81	-42	-4.44%	933	26	40%	46%	0%	6%	0	0%	1	105	11	0%				

* - P - Priority Club. Cancellation Reasons: 1-Objectives/conduct, 2-Non-active club, 5-Non-existing club, 6-Disbanding, 7-Merger, 8-Financial Suspension, 9-District/Multiple District Dues.


** - Abbreviation: P-President, S-Secretary, T-Treasurer, M-Member Chairperson, VP-First Vice President, MC-Communications Chairperson, SC-Service Chairperson

*** - Abbreviation: N/R - Never reported using the Lions Clubs website, N/A - Not applicable, No password registered for the Lions Clubs website.

**** - Abbreviation: N - New, IP - Immediate Past, R - Repeat.



Club Health Assessment for District 14 G through March 2025

			Status	Membership							Reports					Finance	LCIF
Club Number	Club Name	Charter Date		Current Member Count	YTD Members Added	YTD Members Dropped	YTD Net Growth	YTD Net Growth%	Member Count 12 Months Ago	Avg. length of service for dropped members	Months Since Last MMR ***	Yrs. Since Last Officer Report	President Rotation	Vice President Reported ****	Months Since Last Activity Report ***	Account Balance	Donations for current Fiscal Year
			Number of times on status quo within last two years	If below 15 members appears					If net loss is greater than 20% appears		If no report in 3 months appears in	When more than one year appears in	Number of repeat terms	Notes the officers that do not have an active	If no report at 12 months appears in red		
Clubs less than two years old																	
156406	Allenwood Area	12/07/2023	Active	19	3	2	1	5.56%	18	1	0		2	R SC	0		\$25.00
Clubs more than two years old																	
5995	BELLEFONTE	04/01/1949	Active	40	2	1	1	2.56%	37	26	0			N T,SC	1		\$2,000.00
43009	BENTON	09/21/1983	Active	32	1	0	1	3.23%	35		4		2	T,M,VP,SC	0		\$1,482.00
Exc Award (06/30/2023, 06/30/2024)																	
5997	BIG POND	03/06/1952	Active	8	0	0	0	0.00%	8		7		2	P,M,VP,SC	16		
5999	CANTON	03/16/1954	Active	32	2	0	2	6.67%	28		1			N M,SC	0		
41003	CATAWISSA VALLEY	03/30/1982	Active	23	4	0	4	21.05%	21		0		9	M,VP,SC	0		
6000	CENTRE HALL	01/22/1942	Active	34	3	1	2	6.25%	32	0	2			N M,SC	0		\$100.00
Exc Award (06/30/2023, 06/30/2024)																	
47775	COUDERSPORT & AREA	10/19/1987	Active	19	2	0	2	11.76%	18		3		3	M,VP,SC	0		\$100.00
6003	DUSHORE	02/23/1943	Active	42	1	3	-2	-4.55%	46	19	1			N	20		
43717	EAGLES MERE LAPORTE	04/03/1984	Active	59	8	9	-1	-1.67%	59	10	0		3	N	0		
6005	FERGUSON TOWNSHIP	11/10/1949	Active	31	2	2	0	0.00%	32	18	0		2	R M,SC	0		\$1,000.00
6006	HARRIS TOWNSHIP	03/10/1952	Active	55	2	4	-2	-3.51%	56	13	2			N	5		\$1,100.00
Exc Award (06/30/2021, 06/30/2022, 06/30/2024)																	
32199	HOWARD AREA L C	05/05/1976	Active	97	12	4	8	8.99%	89	29	0			N M,VP,SC	0		
6008	JERSEY SHORE	01/23/1951	Active	43	0	3	-3	-6.52%	50	17	0		2	R	0		
Exc Award (06/30/2018)																	
142635	Jersey Shore Area Lioness	08/20/2020	Active	34	2	1	1	3.03%	33	2	2			M,VP,SC	3		\$100.00
134144	Kulpmont Centennial	03/30/2018	Active	6	0	2	-2	-25.00%	8	6	8		7	M,VP,SC	24+	90+ Days	
6010	LEWISBURG	05/21/1924	Active(2)	8	0	0	0	0.00%	8		8		4	S,M,VP,SC	24+		
6011	LOCK HAVEN	12/04/1941	Active	20	1	0	1	5.26%	19		2			N P,SC	1		\$200.00
6012	LOYALSOCK TOWNSHIP	10/31/1958	Active	8	0	0	0	0.00%	8		7		13	T,M,VP,SC	24+		
6013	LYCOMING CREEK	05/11/1954	Cancelled(8*)	0	0	7	-7	-100.00%	7	5	3		None	P,S,T,M,VP SC	24+	90+ Days	



Club Health Assessment for District 14 G through March 2025

Club Number	Club Name	Charter Date	Status	Membership							Reports					Finance	LCIF
				Current Member Count	YTD Members Added	YTD Members Dropped	YTD Net Growth	YTD Net Growth%	Member Count 12 Months Ago	Avg. length of service for dropped members	Months Since Last MMR ***	Yrs. Since Last Officer Report	President Rotation	Vice President Reported ****	Months Since Last Activity Report ***	Account Balance	Donations for current Fiscal Year
			Number of times on status quo within last two years	If below 15 members appears				If net loss is greater than 20% appears			If no report in 3 months appears in	When more than one year appears in	Number of repeat terms	Notes the officers that do not have appears in an active	If no report at 12 months red		
6014	MANSFIELD	09/04/1940	Active	41	5	1	4	10.81%	37	35	1		3	R	1		\$1,000.00
	Exc Award (06/30/2018)																
6017	MILESBURG	04/25/1949	Active	53	10	1	9	20.45%	43	4	0		2	R	M	1	\$1,500.00
	Exc Award (06/30/2024)																
107204	MILL HALL AREA	01/07/2010	Active	12	0	0	0	0.00%	12		8		7		VP,SC	3	90+ Days
6018	MILLHEIM	03/12/1940	Active	22	0	2	-2	-8.33%	28	31	2				M,VP,SC	24+	
42945	MILLVILLE	07/25/1983	Active	10	0	1	-1	-9.09%	11	23	7		6		P,M,VP,SC	18	
6019	MILTON	10/17/1938	Active	27	2	5	-3	-10.00%	29	14	0			N	SC	3	\$500.00
6020	MONTGOMERY	11/08/1955	Active	30	1	0	1	3.45%	29		4		None		P,T,M,VP,SC	0	
6021	MONTOURSVILLE	04/08/1952	Active	18	1	1	0	0.00%	18	4	2		4		M,VP,SC	24+	
6022	MT CARMEL	05/01/1944	Active	28	0	0	0	0.00%	28		2		2		P,M,VP,SC	24+	
39999	MUNCY AREA L C	06/05/1981	Active	19	0	3	-3	-13.64%	23	7	1		2	R	M,SC	2	
132592	Northern Tioga County Centennial	09/07/2017	Active	13	1	1	0	0.00%	20	6	3		2		M,VP,SC	0	\$250.00
	Exc Award (06/30/2021, 06/30/2024)																
41468	PATTON TWP L C	06/29/1982	Active	14	1	2	-1	-6.67%	15	25	1			N	M,SC	0	
6027	PICTURE ROCKS	10/17/1955	Active	20	0	1	-1	-4.76%	22	40	6		3	N	T,M,SC	0	\$2,000.00
39679	PLEASANT GAP & AREA	04/06/1981	Active	26	1	2	-1	-3.70%	27	35	0				M,VP,SC	5	\$50.00
144345	Pleasant Gap Area Lioness	12/22/2020	Active	19	2	0	2	11.76%	18		2		2	R	M,SC	2	
64588	RAUCHTOWN-NIPPENOSE VALLEY	07/20/2001	Active	22	1	6	-5	-18.52%	26	8	0		5	R	T,M,VP,SC	0	\$1,000.00
6028	SAYRE ATHENS	01/08/1926	Active	11	2	2	0	0.00%	11	46	2		7		P,M,VP,SC	6	
146157	Sayre-Athens Lioness	05/24/2021	Active	18	3	0	3	20.00%	16		4		2		M,VP,SC	1	
33266	SHAMOKIN AREA L C	01/27/1977	Active	8	0	0	0	0.00%	11		7		6	R	M,SC	24+	
6030	SNOW SHOE	06/12/1946	Active	28	0	0	0	0.00%	28		7		2		P,M,VP,SC	17	\$350.00
6031	SOUTH CREEK	03/10/1952	Active	31	0	0	0	0.00%	31		11		5	R	S,SC	1	90+ Days
6033	SOUTH WILLIAMSPORT	03/14/1946	Active	37	4	3	1	2.78%	36	24	0			N	M,SC	2	



Club Health Assessment for District 14 G through March 2025

Club Number	Club Name	Charter Date	Status	Membership							Reports					Finance	LCIF
				Current Member Count	YTD Members Added	YTD Members Dropped	YTD Net Growth	YTD Net Growth%	Member Count 12 Months Ago	Avg. length of service members	Months Since Last MMR ***	Yrs. Since Last Officer Report	President Rotation	Vice President Reported ****	Months Since Last Activity Report ***	Account Balance	Donations for current Fiscal Year
			Number of times on status quo within last two years	If below 15 members appears				If net loss is greater than 20% appears			If no report in 3 months appears	When more than one year appears in	Number of repeat terms	Notes the officers that do not have an active	If no report at 12 months appears in red		
33652	SUGAR VALLEY L C	04/05/1977	Active	28	6	1	5	21.74%	23	7	2			N	P,M,SC	0	
6036	SYLVANIA	01/20/1954	Active	30	0	1	-1	-3.23%	31	49	0		2	N	SC	0	\$3,000.00
6038	TOWANDA	08/29/1929	Active	15	0	1	-1	-6.25%	16	21	0				M,VP,SC	0	\$1,500.00
6039	TROY	04/28/1939	Active	71	4	4	0	0.00%	73	25	1		2	R	T,SC	1	
41313	TURBOTVILLE & AREA	05/04/1982	Active	62	1	1	0	0.00%	62	13	2			N	SC	0	
6040	WARRENSVILLE AREA L C	05/06/1969	Active	14	0	0	0	0.00%	14		0			N	P,SC	1	
6041	WATSONTOWN	09/25/1947	Active	17	1	0	1	6.25%	17		4		3	N	M,SC	4	\$1,020.00
135357	Watson town Centennial Lioness	06/21/2018	Active	15	2	3	-1	-6.25%	18	1	1		3	R	M,SC	11	
6042	WELLSBORO	10/21/1929	Active	22	3	0	3	15.79%	21		0			N	M	0	\$1,000.00
40414	WELLS-JACKSON L C	10/05/1981	Active	29	3	0	3	11.54%	26		0			N	SC	1	
6043	WILLIAMSPORT	08/28/1923	Active	12	0	1	-1	-7.69%	13	35	7		2		M,VP,SC	1	
6044	WILLIAMSPORT NEWBERRY	01/20/1942	Active	19	0	0	0	0.00%	19		7		3		VP,SC	24+	
29205	WYALUSING	04/30/1974	Active	47	5	0	5	11.90%	37		0			N	M	0	

Clubs Cancelled Previous Fiscal Year – Clubs Cancelled within last 12 months may be reinstated

Club Number	Club Name	Charter Date	Current Status*	Cancellation Date
132614	Danville Centennial	09/12/2017	Cancelled(6*)	07/29/2023
45402	MILLMONT WEST UNION AREA	10/18/1985	Cancelled(8*)	12/29/2023
141318	Williamsport Sight Services	04/02/2020	Cancelled(8*)	12/29/2023

Current Total Clubs Count	YTD New Clubs Count	YTD Cancelled Clubs Count	YTD Net Club Gain	Current Total Members Count	YTD Add	YTD Drop	YTD Net Growth	YTD Net Growth %	Member Count 12 Months Ago	Average Member Count Per Club	% of Clubs with less than 20 members	% No MMR in 3 Months	% No Officer Report in 12 Months	% of Clubs with balance 90+ days	Number of Clubs in Status Quo	% Status Quo Clubs in Financial Suspension	Number of Cancelled Clubs	Average Cancelled Club Age	Members Lost Due to Cancellation	% of Clubs Cancelled for Non-Financial Reasons
54	0	1	-1	1,498	104	82	22	1.49%	1,501	28	41%	33%	0%	6%	0	0%	1	118	7	-200%




Club Health Assessment for District 14 G through March 2025

			Status	Membership							Reports					Finance	LCIF
Club Number	Club Name	Charter Date		Current Member Count	YTD Members Added	YTD Members Dropped	YTD Net Growth	YTD Net Growth%	Member Count 12 Months Ago	Avg. length of service for dropped members	Months Since Last MMR ***	Yrs. Since Last Officer Report	President Rotation	Vice President Reported ****	Months Since Last Activity Report ***	Account Balance	Donations for current Fiscal Year
			Number of times on status quo within last two years	If below 15 members appears				If net loss is greater than 20% appears			If no report in 3 months appears in	When more than one year appears in	Number of repeat terms	Notes the officers that do not have an active	If no report at 12 months appears in red		



Club Health Assessment for District 14 H through March 2025

			Status	Membership							Reports					Finance	LCIF	
Club Number	Club Name	Charter Date		Current Member Count	YTD Members Added	YTD Members Dropped	YTD Net Growth	YTD Net Growth%	Member Count 12 Months Ago	Avg. length of service for dropped members	Months Since Last MMR ***	Yrs. Since Last Officer Report	President Rotation	Vice President Reported ****	Months Since Last Activity Report ***	Account Balance	Donations for current Fiscal Year	
			Number of times on status quo within last two years	If below 15 members appears					If net loss is greater than 20% appears		If no report in 3 months appears in	When more than one year appears in	Number of repeat terms	Notes the officers that do not have appears in an active	If no report at 12 months red			
Clubs more than two years old																		
6045	ABINGTON	12/13/1949	Active	27	0	2	-2	-6.90%	29	19	3		3	R	M,SC	4		\$170.00
30560	BENTON TOWNSHIP	04/16/1975	Active	14	0	0	0	0.00%	14		0	1	None		P,S,T,M,VP SC	24+	90+ Days	
6051	BLAKELY PECKVILLE	11/06/1953	Active	11	1	1	0	0.00%	12	8	1		13		M,VP,SC	24+		
6056	DALTON	07/13/1939	Active	11	2	1	1	10.00%	10	2	5		2		P,T,M,VP,SC	24+	90+ Days	\$20.00
6059	DUNMORE	03/31/1952	Active(1)	25	5	2	3	13.64%	22	28	0		2	R	M,SC	15		\$65.00
Exc Award (06/30/2018)																		
107792	EYNON ARCHBALD	03/11/2010	Active	67	2	14	-12	-15.19%	79	8	1		4		S,T,M,VP,SC	24+		\$100.00
Exc Award (06/30/2018)																		
35149	FALLS	03/21/1978	Active(1)	43	0	0	0	0.00%	43		11	1	None		P,S,T,M,VP SC	18	90+ Days	\$90.00
Exc Award (06/30/2021)																		
6064	FOREST CITY	01/31/1948	Active	18	3	0	3	20.00%	15		3			N	M,SC	24+		
6071	HAWLEY LAKE	03/31/1972	Active	10	1	3	-2	-16.67%	12	18	1		2		M,VP,SC	23		\$1,020.00
WALLENPAUPACK																		
6073	HONESDALE	03/20/1925	Active	61	3	2	1	1.67%	62	28	0		2	R	M,SC	N/R		\$128.00
6074	JEFFERSON TOWNSHIP	10/18/1961	Active	24	0	6	-6	-20.00%	30	21	3		2	R	SC	24+		\$60.00
Exc Award (06/30/2018)																		
6076	JERMYN	12/14/1943	Cancelled(8*)	0	0	9	-9	-100.00%	9	23	7		None		P,S,T,M,VP SC	24+	90+ Days	
36689	JESSUP	03/06/1979	Active	16	2	0	2	14.29%	14		8		13	N	M,VP,SC	8		\$28.00
6078	LAKE ARIEL	05/28/1953	Active	16	1	1	0	0.00%	16	2	0		None		P,T,M,VP,SC	24+		\$28.00
6082	MAYFIELD	05/12/1961	Active	15	0	0	0	0.00%	15		11		10	R	P,T,M,VP,SC	0		\$40.00
6083	MINISINK	09/11/1951	Active	24	3	0	3	14.29%	20		4			R	VP	24+		\$42.00
36690	MINOOKA	03/20/1979	Active	33	0	3	-3	-8.33%	36	31	4		3		P,S,T,M,VP SC	24+	90+ Days	\$100.00
6084	MONTROSE	09/19/1947	Active	34	4	3	1	3.03%	33	2	0			N	SC	24+		\$72.00
6089	OLD FORGE	06/17/1947	Active	19	1	0	1	5.56%	18		6		2		T,M,VP,SC	24+	90+ Days	
6090	OLYPHANT	08/15/1951	Active	27	1	0	1	3.85%	26		8		13	N	P,M,SC	24+		\$77.00
6095	SCOTT TOWNSHIP	07/30/1952	Active	32	5	4	1	3.23%	31	7	0		2	N	P,T,M,VP,SC	2		\$66.00



Club Health Assessment for District 14 H through March 2025

INTERNATIONAL

Club Number	Club Name	Charter Date	Status	Membership						Reports					Finance	LCIF	
				Current Member Count	YTD Members Added	YTD Members Dropped	YTD Net Growth	YTD Net Growth%	Member Count 12 Months Ago	Avg. length of service for dropped members	Months Since Last MMR ***	Yrs. Since Last Officer Report	President Rotation	Vice President Reported ****	Months Since Last Activity Report ***	Account Balance	Donations for current Fiscal Year
			Number of times on status quo within last two years	If below 15 members appears				If net loss is greater than 20% appears			If no report in 3 months appears in	When more than one year appears in	Number of repeat terms	Notes the officers that do not have an active	If no report at 12 months appears in red		
6096	SCRANTON	04/24/1923	Active	19	1	0	1	5.56%	18		2		2	R	M,SC	24+	\$44.00
37543	SOUTH ABINGTON	09/26/1979	Active	6	0	0	0	0.00%	6		1				M,VP,SC	1	\$193.00
	Exc Award (06/30/2021)																
6098	STONE BRIDGE	01/16/1948	Active	21	3	0	3	16.67%	22		1		3	R	M,SC	24+	\$40.00
6100	TAYLOR	11/15/1954	Active	15	0	2	-2	-11.76%	20	40	0		4	N	M,SC	9	90+ Days \$200.00
49625	TUNKHANNOCK	06/20/1989	Active	21	0	0	0	0.00%	22		10		None		P,M,VP,SC	24+	90+ Days \$44.00
6106	WAYMART	10/22/1946	Active	18	0	0	0	0.00%	18		26		None		P,S,T,M,VP SC	24+	90+ Days

Clubs Cancelled Previous Fiscal Year – Clubs Cancelled within last 12 months may be reinstated

Club Number	Club Name	Charter Date	Current Status*	Cancellation Date
6094	RANSOM TWP L C	10/05/1971	Cancelled(6*)	04/29/2024

Current Total Clubs Count	YTD New Clubs Count	YTD Cancelled Clubs Count	YTD Net Club Gain	Current Total Members Count	YTD Add	YTD Drop	YTD Net Growth	YTD Net Growth %	Member Count 12 Months Ago	Average Member Count Per Club	% of Clubs with less than 20 members	% No MMR in 3 Months	% No Officer Report in 12 Months	% of Clubs with balance 90+ days	Number of Clubs in Status Quo	% Status Quo Clubs in Financial Suspension	Number of Cancelled Clubs	Average Cancelled Club Age	Members Lost Due to Cancellation	% of Clubs Cancelled for Non-Financial Reasons
26	0	1	-1	627	38	53	-15	-2.34%	652	24	50%	50%	8%	31%	0	0%	1	133	9	0%

* - P - Priority Club. Cancellation Reasons: 1-Objectives/conduct, 2-Non-active club, 5-Non-existing club, 6-Disbanding, 7-Merger, 8-Financial Suspension, 9-District/Multiple District Dues.

** - Abbreviation: P-President, S-Secretary, T-Treasurer, M-Member Chairperson, VP-First Vice President, MC-Communications Chairperson, SC-Service Chairperson

*** - Abbreviation: N/R - Never reported using the Lions Clubs website, N/A - Not applicable, No password registered for the Lions Clubs website.

**** - Abbreviation: N - New, IP - Immediate Past, R - Repeat.



Club Health Assessment for District 14 J through March 2025

			Status	Membership							Reports					Finance		LCIF
Club Number	Club Name	Charter Date		Current Member Count	YTD Members Added	YTD Members Dropped	YTD Net Growth	YTD Net Growth%	Member Count 12 Months Ago	Avg. length of service for dropped members	Months Since Last MMR ***	Yrs. Since Last Officer Report	President Rotation	Vice President Reported ****	Months Since Last Activity Report ***	Account Balance	Donations for current Fiscal Year	
			Number of times on status quo within last two years	If below 15 members appears					If net loss is greater than 20% appears		If no report in 3 months appears in	When more than one year appears in	Number of repeat terms		Notes the officers that do not have appears in an active	If no report at 12 months red		
Clubs more than two years old																		
37213	ADAMS TOWNSHIP AREA L C	06/25/1979	Active	46	1	3	-2	-4.17%	48	3	0				M,VP,SC	15		\$540.00
6114	BENNETTS VALLEY	05/22/1952	Active	39	1	0	1	2.63%	39		4			R	SC	7		\$1,297.50
Exc Award (06/30/2023, 06/30/2024)																		
6117	BROOKVILLE	01/25/1950	Active(1)	12	0	0	0	0.00%	12		16		4		T,M,VP,SC	24+	90+ Days	
124303	Central Cambria Area	03/05/2015	Active(2)	14	0	0	0	0.00%	15		3		3		M,VP,SC	24+	90+ Days	
6118	CLEARFIELD	06/22/1942	Active(2)	11	0	2	-2	-15.38%	13	37	3		9		M,VP,SC	N/R	90+ Days	
6119	COALPORT	06/30/1954	Active(2)	11	1	1	0	0.00%	10	0	3		6	N	SC	24+		\$15.00
6120	CONEMAUGH VALLEY	02/21/1949	Active	19	0	0	0	0.00%	19		21		4	R	M,VP,SC	17		
6121	CRESSON	03/27/1946	Active	38	1	1	0	0.00%	38	1	7		3	R	M,VP,SC	24+		\$400.00
6122	CURWENSVILLE	06/08/1951	Cancelled(6*)	0	0	14	-14	-100.00%	14	32	6	1	None		P,S,T,M,VP SC	24+	90+ Days	
6123	DU BOIS	07/16/1942	Active	27	0	3	-3	-10.00%	31	3	0		4		VP,SC	9		\$100.00
6126	FERNDAL	06/27/1955	Active	8	0	3	-3	-27.27%	11	29	6			N	M,VP,SC	24+		
6127	FOX TOWNSHIP	06/02/1961	Active(1)	17	17	0	17	100.00%	17		0		14		M,VP,SC	24+		
6128	GALLITZIN	10/28/1946	Active	17	0	1	-1	-5.56%	18	12	3		2	R	M,SC	4		
6129	GEISTOWN AND RICHLAND	02/09/1948	Active	32	1	0	1	3.23%	33		1		3	R	M,VP,SC	0		\$127.50
6131	GRAMPIAN	02/25/1954	Active	45	6	3	3	7.14%	40	12	3			N	M,SC	12		\$54.00
39518	HORTON-BROCKWAY AREA L C	03/04/1981	Active	71	2	0	2	2.90%	74		4			IP	T,SC	24+	90+ Days	
6133	HOUTZDALE	05/18/1954	Active	24	2	4	-2	-7.69%	30	17	2			N	SC	4		
6134	INDIANA	07/23/1929	Active	27	4	6	-2	-6.90%	29	22	1		10		M,VP,SC	24+		
6136	JOHNSTOWN WEST END	03/16/1971	Active	29	0	0	0	0.00%	29		2		2	N	T,M,SC	24+		\$172.50
6138	MARION CENTER AREA L C	08/26/1970	Active	13	1	6	-5	-27.78%	18	32	2			IP	T,M,SC	17		
6140	PLUMVILLE	10/11/1950	Active	15	0	0	0	0.00%	15		16			N	M,VP,SC	24+		\$40.00
6141	PUNXSUTAWNEY	01/04/1945	Active	46	8	1	7	17.95%	39	29	0			N	M,SC	24+		
29093	PURCHASE LINE	04/24/1974	Active	14	2	6	-4	-22.22%	18	20	1		6	N	M,SC	N/R		



Club Health Assessment for District 14 J through March 2025

				Status		Membership						Reports					Finance		LCIF	
Club Number	Club Name	Charter Date			Current Member Count	YTD Members Added	YTD Members Dropped	YTD Net Growth	YTD Net Growth%	Member Count 12 Months Ago	Avg. length of service for dropped members	Months Since Last MMR ***	Yrs. Since Last Officer Report	President Rotation	Vice President Reported ****	Months Since Last Activity Report ***	Account Balance	Donations for current Fiscal Year		
			Number of times on status quo within last two years		If below 15 members appears				If net loss is greater than 20% appears			If no report in 3 months appears in	When more than one year appears in	Number of repeat terms	Notes the officers that do not have an active	If no report at 12 months appears in red				
6143	RIDGWAY	02/08/1950	Active		4	0	1	-1	-20.00%	5	62	8		2	R	P,M,SC	24+			
6146	SALTSBURG	06/20/1930	Active		10	0	2	-2	-16.67%	12	3	0			N	M,SC	24+			
6147	SOUTH FORK	10/14/1946	Active		83	5	9	-4	-4.60%	90	8	1		2	R	M,SC	5		\$5,105.00	
6145	ST MARYS	05/08/1950	Active		23	1	1	0	0.00%	23	6	2			N	M,SC	4		\$55.00	
Current Total Clubs Count	YTD New Clubs Count	YTD Cancelled Clubs Count	YTD Net Club Gain	Current Total Members Count	YTD Add	YTD Drop	YTD Net Growth	YTD Net Growth %	Member Count 12 Months Ago	Average Member Count Per Club	% of Clubs with less than 20 members	% No MMR in 3 Months	% No Officer Report in 12 Months	% of Clubs with balance 90+ days	Number of Clubs in Status Quo	% Status Quo Clubs in Financial Suspension	Number of Cancelled Clubs	Average Cancelled Club Age	Members Lost Due to Cancellation	% of Clubs Cancelled for Non-Financial Reasons
26	0	1	-1	695	53	67	-14	-1.97%	740	27	50%	50%	0%	15%	0	0%	1	73	14	100%

* - P - Priority Club. Cancellation Reasons: 1-Objectives/conduct, 2-Non-active club, 5-Non-existing club, 6-Disbanding, 7-Merger, 8-Financial Suspension, 9-District/Multiple District Dues.

** - Abbreviation: P-President, S-Secretary, T-Treasurer, M-Member Chairperson, VP-First Vice President, MC-Communications Chairperson, SC-Service Chairperson

*** - Abbreviation: N/R - Never reported using the Lions Clubs website, N/A - Not applicable, No password registered for the Lions Clubs website.

**** - Abbreviation: N - New, IP - Immediate Past, R - Repeat.



Club Health Assessment for District 14 K through March 2025

			Status	Membership							Reports					Finance		LCIF
Club Number	Club Name	Charter Date		Current Member Count	YTD Members Added	YTD Members Dropped	YTD Net Growth	YTD Net Growth%	Member Count 12 Months Ago	Avg. length of service for dropped members	Months Since Last MMR ***	Yrs. Since Last Officer Report	President Rotation	Vice President Reported ****	Months Since Last Activity Report ***	Account Balance	Donations for current Fiscal Year	
			Number of times on status quo within last two years	If below 15 members appears			If net loss is greater than 20% appears				If no report in 3 months appears in	When more than one year appears in	Number of repeat terms	Notes the officers that do not have an active	If no report at 12 months appears in red			
Clubs more than two years old																		
6153	ALBURTIS	05/28/1946	Active	13	0	0	0	0.00%	13		8		2	M,VP,SC	8		\$108.26	
Exc Award (06/30/2023)																		
45490	ALLENTOWN KUHNSTVILLE AREA	11/19/1985	Active	17	0	1	-1	-5.56%	18	39	2		2	R	S,T,SC	7		
6156	ALLENTOWN MOUNTAINVILLE	04/01/1952	Active	29	0	2	-2	-6.45%	32	11	0			N	S	3	\$1,000.00	
6158	BANGOR	10/20/1955	Active	25	1	0	1	4.17%	25		4		2	R	M,SC	6		
6160	BATH	02/15/1928	Active	14	0	0	0	0.00%	15		7		2	R	M,SC	9	\$150.00	
63317	BETHLEHEM TOWNSHIP	06/19/2000	Active	18	0	1	-1	-5.26%	23	3	3				VP,SC	1	\$850.00	
Exc Award (06/30/2024)																		
6168	COOPERSBURG	03/11/1926	Active	12	0	0	0	0.00%	12		21	1	None		P,S,T,M,VP SC	9	90+ Days	
6169	COPLAY	04/12/1973	Active	14	0	0	0	0.00%	15		10		12	R	P,M,SC	5		
6174	EASTON	04/03/1924	Active	27	1	3	-2	-6.90%	28	25	0			N	M	0		
Exc Award (06/30/2023)																		
6176	EMMAUS	01/22/1945	Active	42	1	4	-3	-6.67%	45	28	7			N	SC	1	\$2,250.00	
Exc Award (06/30/2023, 06/30/2024)																		
102631	EMMAUS LIONESS	06/24/2008	Active	47	4	1	3	6.82%	44	16	1			N	SC	1	\$875.00	
Exc Award (06/30/2021, 06/30/2023, 06/30/2024)																		
49249	Greater Lehigh Valley Community	02/23/1989	Active	0	5	18	-13	-100.00%	5	4	0		None		P,S,T,M,VP SC	7	90+ Days	
Exc Award (06/30/2024)																		
6181	HELLERTOWN	11/17/1925	Active	16	1	1	0	0.00%	18	7	4		3	R	T,M,SC	8	\$1,000.00	
Exc Award (06/30/2024)																		
6184	LEHIGH TOWNSHIP	11/09/1950	Active	43	4	0	4	10.26%	40		1			N		1	\$1,500.00	
135186	Lehigh Township Lioness	06/20/2018	Active	25	4	1	3	13.64%	22	1	1			N	VP	1	\$1,800.00	
Exc Award (06/30/2023, 06/30/2024)																		
151839	Lehigh Valley Sights for Hope	08/03/2022	Active	22	1	0	1	4.76%	24		2		3	N	M,SC	9		
146140	Moore Township Lioness	06/03/2021	Active	28	0	0	0	0.00%	28		12		2		M,VP,SC	3	\$1,000.00	



Club Health Assessment for District 14 K through March 2025

			Membership								Reports					Finance		LCIF		
Club Number	Club Name	Charter Date	Status	Current Member Count	YTD Members Added	YTD Members Dropped	YTD Net Growth	YTD Net Growth%	Member Count 12 Months Ago	Avg. length of service for dropped members	Months Since Last MMR ***	Yrs. Since Last Officer Report	President Rotation	Vice President Reported ****	Months Since Last Activity Report ***	Account Balance	Donations for current Fiscal Year			
			Number of times on status quo within last two years	If below 15 members appears				If net loss is greater than 20% appears			If no report in 3 months appears in	When more than one year appears in	Number of repeat terms	Notes the officers that do not have an active	If no report at 12 months appears in red					
42756	MOORESTOWN MOORE TOWNSHIP	06/13/1983	Active	42	1	3	-2	-4.55%	43	11	1			N	10	90+ Days				
6194	NAZARETH	04/26/1924	Active	8	0	1	-1	-11.11%	9	50	7	1	None	P,S,T,M,VP SC	9					
6175	PALMER TOWNSHIP	01/14/1957	Active	10	2	0	2	25.00%	8		4		2	R	10					
6205	RICHMOND	01/23/1952	Active	18	1	3	-2	-10.00%	21	36	3		2	N	M,SC		0	\$2,550.00		
6208	SAUCON VALLEY	11/09/1948	Active	34	3	3	0	0.00%	34	60	1			N	SC		0	\$950.00		
	Exc Award (06/30/2024)																			
6213	SLATINGTON	06/21/1948	Active	46	3	12	-9	-16.36%	57	18	0			N	M,SC		6	\$1,050.00		
6222	UPPER LEHIGH	09/12/1947	Active	62	4	2	2	3.33%	60	23	1			N	SC		6	\$500.00		
	Exc Award (06/30/2017, 06/30/2023)																			
32286	UPPER SAUCON L C	05/25/1976	Active	14	0	0	0	0.00%	16		10		2	R	P,S,VP,SC		9			
6212	WEST LEHIGH AREA	03/27/1969	Active	22	3	3	0	0.00%	22	10	2			N	P,VP,SC	0				
6180	WHITEHALL L C	03/19/1951	Active	28	0	2	-2	-6.67%	27	12	1				M,VP,SC	2	90+ Days			
	Exc Award (06/30/2024)																			
6228	WILSON BOROUGH	04/13/1951	Active	34	3	1	2	6.25%	28	9	4		None	P,T,M,VP,SC	1	90+ Days				
Current Total Clubs Count	YTD New Clubs Count	YTD Cancelled Clubs Count	YTD Net Club Gain	Current Total Members Count	YTD Add	YTD Drop	YTD Net Growth	YTD Net Growth %	Member Count 12 Months Ago	Average Member Count Per Club	% of Clubs with less than 20 members	% No MMR in 3 Months	% No Officer Report in 12 Months	% of Clubs with balance 90+ days	Number of Clubs in Status Quo	% Status Quo Clubs in Financial Suspension	Number of Cancelled Clubs	Average Cancelled Club Age	Members Lost Due to Cancellation	% of Clubs Cancelled for Non-Financial Reasons
28	0	0	0	710	42	62	-20	-2.74%	732	25	43%	50%	7%	18%	0	0%	0	0	0	0%

* - P - Priority Club. Cancellation Reasons: 1-Objectives/conduct, 2-Non-active club, 5-Non-existing club, 6-Disbanding, 7-Merger, 8-Financial Suspension, 9-District/Multiple District Dues.

** - Abbreviation: P-President, S-Secretary, T-Treasurer, M-Member Chairperson, VP-First Vice President, MC-Communications Chairperson, SC-Service Chairperson

*** - Abbreviation: N/R - Never reported using the Lions Clubs website, N/A - Not applicable, No password registered for the Lions Clubs website.

**** - Abbreviation: N - New, IP - Immediate Past, R - Repeat.



Club Health Assessment for District 14 L through March 2025

			Status	Membership							Reports					Finance		LCIF
Club Number	Club Name	Charter Date		Current Member Count	YTD Members Added	YTD Members Dropped	YTD Net Growth	YTD Net Growth%	Member Count 12 Months Ago	Avg. length of service for dropped members	Months Since Last MMR ***	Yrs. Since Last Officer Report	President Rotation	Vice President Reported ****	Months Since Last Activity Report ***	Account Balance	Donations for current Fiscal Year	
			Number of times on status quo within last two years	If below 15 members appears				If net loss is greater than 20% appears			If no report in 3 months appears in	When more than one year appears in	Number of repeat terms	Notes the officers that do not have an active	If no report at 12 months appears in red			
Clubs less than two years old																		
157707	Wayne Township - Beacon Lodge	04/03/2024	Cancelled(6*)	0	0	21	-21	-100.00%	0	7	3		None	P,S,T,M,VP SC	N/R			
Clubs more than two years old																		
6229	ALLENPORT Exc Award (06/30/2023)	08/05/1954	Active(1)	26	9	2	7	36.84%	18	6	1		2	M,VP,SC	12		\$55.00	
6230	ALTOONA	06/16/1922	Active	12	0	0	0	0.00%	12		11		12	R S,T,M,VP,SC	6		\$1,000.00	
6231	BEDFORD	10/03/1944	Active	34	0	2	-2	-5.56%	36	42	0		2	M,VP,SC	4			
142291	Bedford Lioness Exc Award (06/30/2023)	07/21/2020	Active	19	0	2	-2	-9.52%	21	8	3			N M,SC	N/A			
6232	BELLEVILLE Exc Award (06/30/2023)	01/30/1945	Active	33	1	0	1	3.13%	32		2			T,M,VP,SC	8			
6233	BELLWOOD ANTIS L C	02/24/1931	Active	4	0	2	-2	-33.33%	6	22	2		13	R M,VP,SC	5	90+ Days		
6234	BLAIRS MILLS	06/11/1952	Active	13	0	2	-2	-13.33%	16	35	2		2	M,VP,SC	3		\$100.00	
6235	BREEZEWOOD	05/21/1956	Active	11	2	1	1	10.00%	9	16	1		None	P,M,VP,SC	10			
6236	BURNHAM Exc Award (06/30/2019)	11/20/1945	Active	44	5	1	4	10.00%	41	6	2			N SC	1			
6239	CHIEF LOGAN	11/12/1958	Active	24	2	1	1	4.35%	23	26	1		3	R SC	1			
6240	COVE Exc Award (06/30/2017)	05/13/1947	Active	33	0	2	-2	-5.71%	35	9	4		2	P,M,VP,SC	0	90+ Days		
6241	EVERETT Exc Award (06/30/2023)	08/04/1939	Active	27	0	3	-3	-10.00%	30	19	0		None	P,M,VP,SC	3	90+ Days	\$200.00	
37418	FORBES ROAD L C	07/23/1979	Active	48	2	6	-4	-7.69%	52	15	0			P,S,T,M,VP SC	3		\$1,000.00	
6242	FORT SHIRLEY Exc Award (06/30/2023)	03/11/1955	Active	13	0	0	0	0.00%	13		17		None	P,T,M,VP,SC	6			
6245	HOLLIDAYSBURG	03/21/1945	Active	14	0	2	-2	-12.50%	16	34	1		4	P,M,VP,SC	8		\$500.00	
6246	HUNTINGDON	12/09/1938	Active	22	0	2	-2	-8.33%	24	21	2		4	S,M,VP,SC	14		\$100.00	
6247	HYNDMAN LONDONDERRY	11/15/1945	Active	27	2	1	1	3.85%	23	63	0			N	14			



Club Health Assessment for District 14 L through March 2025

			Status	Membership							Reports					Finance	LCIF		
Club Number	Club Name	Charter Date		Current Member Count	YTD Members Added	YTD Members Dropped	YTD Net Growth	YTD Net Growth%	Member Count 12 Months Ago	Avg. length of service for dropped members	Months Since Last MMR ***	Yrs. Since Last Officer Report	President Rotation	Vice President Reported ****	Months Since Last Activity Report ***	Account Balance	Donations for current Fiscal Year		
			Number of times on status quo within last two years	If below 15 members appears				If net loss is greater than 20% appears			If no report in 3 months appears in	When more than one year appears in	Number of repeat terms		Notes the officers that do not have an active	If no report at 12 months appears in red			
6248	JUNIATA VALLEY	02/04/1948	Active	13	0	0	0	0.00%	12		9		None	P,T,M,VP,SC	14	90+ Days			
6249	LAKEMONT	05/10/1954	Active	29	0	0	0	0.00%	32		9		None	P,T,M,VP,SC	13				
6253	MC CONNELLSBURG	10/09/1936	Active	46	0	0	0	0.00%	43		8	1	None	P,S,T,M,VP SC	14				
Exc Award (06/30/2023)																			
6254	MC VEYTOWN	06/15/1945	Active(1)	20	0	1	-1	-4.76%	21	9	2		15	R	T,M,VP,SC				14
6238	MILL CREEK	01/20/1950	Active	22	0	1	-1	-4.35%	24	5	0		8	R	M,VP,SC	13	90+ Days		
Exc Award (06/30/2017)																			
6255	MILROY	03/08/1945	Active	28	0	0	0	0.00%	28		12		2	R	M,SC	4		\$1,000.00	
Exc Award (06/30/2023)																			
6257	NEWRY	01/25/1956	Active	25	1	0	1	4.17%	21		8		2	N	T,VP,SC	14			
Exc Award (06/30/2023)																			
6259	ORBISONIA	03/13/1942	Active	42	1	1	0	0.00%	44	2	0		2	R	P,T,M,VP,SC	4			
Exc Award (06/30/2023)																			
6263	ROARING SPRING	04/02/1953	Active	23	1	0	1	4.55%	24		8			N	T,VP,SC	14	90+ Days	\$100.00	
6264	ROBERTSDALE	10/17/1946	Active	14	0	0	0	0.00%	14		17	1	None	P,S,T,M,VP SC	14				
Exc Award (06/30/2023)																			
6265	SALTILLO	09/30/1954	Active	11	0	0	0	0.00%	11		12		None	P,T,M,VP,SC	12				
Exc Award (06/30/2023)																			
6266	SAXTON	04/11/1930	Active	9	0	0	0	0.00%	9		17		10		T,M,VP,SC	14	90+ Days		
Exc Award (06/30/2023)																			
6267	SCHELLSBURG	04/26/1948	Cancelled(6*)	0	0	16	-16	-100.00%	16	16	3	1	None	P,S,T,M,VP SC	14	90+ Days			
6268	SHADE GAP AREA	02/17/1959	P- Active	0	0	0	0	0.00%	0		32		None	P,S,T,M,VP SC	14				
6269	STONE CREEK VALLEY	11/28/1951	Active	29	1	2	-1	-3.33%	30	13	2			N		4			
Exc Award (06/30/2017, 06/30/2024)																			
6270	THREE SPRINGS	05/24/1954	Active	16	0	2	-2	-11.11%	18	19	6		2		S,T,M,VP,SC	12	\$1,520.00		
6271	TROUGH CREEK VALLEY	05/28/1947	Active(1)	14	0	1	-1	-6.67%	15	57	5			N	SC	5			
6273	WARFORDSBURG	02/05/1953	Cancelled(6*)	0	0	11	-11	-100.00%	11	21	3	1	None	P,S,T,M,VP SC	14				
6274	WILLIAMSBURG	04/20/1939	Active	17	7	4	3	21.43%	13	6	6			IP	SC	7			



Club Health Assessment for District 14 L through March 2025

Club NumberClub NameCharter Date			Status		Membership						Reports						Finance		LCIF	
					Current Member Count	YTD Members Added	YTD Members Dropped	YTD Net Growth	YTD Net Growth%	Member Count 12 Months Ago	Avg. length of service for dropped members	Months Since Last MMR ***	Yrs. Since Last Officer Report	President Rotation	Vice President Reported ****	Months Since Last Activity Report ***	Account Balance	Donations for current Fiscal Year		
			Number of times on status quo within last two years	If below 15 members appears			If net loss is greater than 20% appears			If no report in 3 months appears in			When more than one year appears in	Number of repeat terms	Notes the officers that do not have an active			If no report at 12 months appears in red		
Exc Award (06/30/2021, 06/30/2023) 6275 WOODCOCK VALLEY10/25/1949			Active	15	2	2	0	0.00%	15	6	2		2	R	M,SC	14				
Current Total Clubs Count	YTD New Clubs Count	YTD Cancelled Clubs Count	YTD Net Club Gain	Current Total Members Count	YTD Add	YTD Drop	YTD Net Growth	YTD Net Growth %	Member Count 12 Months Ago	Average Member Count Per Club	% of Clubs with less than 20 members	% No MMR in 3 Months	% No Officer Report in 12 Months	% of Clubs with balance 90+ days	Number of Clubs in Status Quo	% Status Quo Clubs in Financial Suspension	Number of Cancelled Clubs	Average Cancelled Club Age	Members Lost Due to Cancellation	% of Clubs Cancelled for Non-Financial Reasons
35	0	3	-3	777	36	91	-55	-6.61%	808	22	46%	49%	6%	20%	0	0%	3	50	48	100%

* - P - Priority Club. Cancellation Reasons: 1-Objectives/conduct, 2-Non-active club, 5-Non-existing club, 6-Disbanding, 7-Merger, 8-Financial Suspension, 9-District/Multiple District Dues.

** - Abbreviation: P-President, S-Secretary, T-Treasurer, M-Member Chairperson, VP-First Vice President, MC-Communications Chairperson, SC-Service Chairperson

*** - Abbreviation: N/R - Never reported using the Lions Clubs website, N/A - Not applicable, No password registered for the Lions Clubs website.

**** - Abbreviation: N - New, IP - Immediate Past, R - Repeat.



Club Health Assessment for District 14 M through March 2025

			Status	Membership							Reports					Finance		LCIF
Club Number	Club Name	Charter Date		Current Member Count	YTD Members Added	YTD Members Dropped	YTD Net Growth	YTD Net Growth%	Member Count 12 Months Ago	Avg. length of service for dropped members	Months Since Last MMR ***	Yrs. Since Last Officer Report	President Rotation	Vice President Reported ****	Months Since Last Activity Report ***	Account Balance	Donations for current Fiscal Year	
			Number of times on status quo within last two years	If below 15 members appears				If net loss is greater than 20% appears			If no report in 3 months appears in	When more than one year repeats in	Number of repeat terms	Notes the officers that do not have an active	If no report at 12 months appears in red			
Clubs less than two years old																		
181101	Shade Area	02/28/2025	Newly Chartered	23	23	0	23	100.00%	0		0			VP,SC	N/R			
Clubs more than two years old																		
6277	BEALLSVILLE CENTERVILLE RICHEYVILLE Exc Award (06/30/2023)	04/14/1972	Active(1)	32	0	2	-2	-5.88%	34	8	4		6	M,VP,SC	5		\$1,000.00	
6278	BENTLEYVILLE	02/11/1953	Active	24	1	1	0	0.00%	23	3	5			M,VP,SC	4			
6279	BERLIN	05/24/1939	Active	31	5	10	-5	-13.89%	37	5	4		3	N SC	11		\$50.00	
6280	BOSWELL	03/11/1946	Active	20	1	0	1	5.26%	19	3	0		4	N M,VP,SC	1		\$500.00	
143215	Bullskin Township Lioness	12/29/2020	Active	20	1	5	-4	-16.67%	24	4	1		5	S,M,VP,SC	1	90+ Days	\$50.00	
33653	BULLSKIN TWP	04/26/1977	Active(1)	14	0	6	-6	-30.00%	20	33	1		2	N P,M,VP,SC	21	90+ Days		
6282	BURGETTSTOWN	05/16/1935	Active	9	0	2	-2	-18.18%	11	2	3		2	R M,SC	20			
6285	CARMICHAELS	04/30/1952	Active	29	0	0	0	0.00%	29		9		3	N M,VP,SC	24+			
6287	CHARLEROI	03/28/1941	Active	10	1	1	0	0.00%	9	3	4		10	T,M,VP,SC	3			
6289	CONFLUENCE	05/29/1939	Active	19	1	3	-2	-9.52%	21	10	3			VP,SC	15		\$300.00	
6290	CONNELLSVILLE Exc Award (06/30/2021, 06/30/2023)	03/05/1946	Active	49	7	6	1	2.08%	51	3	1			N	0	90+ Days	\$100.00	
6291	CONNUMACH	12/04/1947	Active	28	5	0	5	21.74%	23		3		2	M,VP,SC	15			
6292	DAWSON VANDERBILT	07/21/1944	Active	15	0	1	-1	-6.25%	16	36	0			N P,T,M,VP,SC	7			
6295	DUNBAR TOWNSHIP	06/10/1959	Active	21	0	0	0	0.00%	21		0			N P,T,M,VP,SC	24+			
50190	EIGHTY FOUR	02/14/1990	Active	8	0	0	0	0.00%	9		10		9	R T,M,VP,SC	18	90+ Days		
43602	FAYETTE CITY WASHINGTON TWP Exc Award (06/30/2023, 06/30/2024)	03/27/1984	Active	46	0	0	0	0.00%	47		9		2	R P,M,SC	9		\$100.00	
6284	GREATER CANONSBURG Exc Award (06/30/2018)	03/04/1953	Active	14	0	0	0	0.00%	14		0			N M	0		\$572.00	
6302	GRINDSTONE	12/16/1947	Active	44	5	1	4	10.00%	40	5	0			N VP	12			



Club Health Assessment for District 14 M through March 2025

			Status	Membership							Reports					Finance		LCIF
Club Number	Club Name	Charter Date		Current Member Count	YTD Members Added	YTD Members Dropped	YTD Net Growth	YTD Net Growth%	Member Count 12 Months Ago	Avg. length of service for dropped members	Months Since Last MMR ***	Yrs. Since Last Officer Report	President Rotation	Vice President Reported ****	Months Since Last Activity Report ***	Account Balance	Donations for current Fiscal Year	
			Number of times on status quo within last two years	If below 15 members appears				If net loss is greater than 20% appears			If no report in 3 months appears in	When more than one year appears in	Number of repeat terms	Notes the officers that do not have an active	If no report at 12 months appears in red			
Exc Award (06/30/2023)																		
6303	HICKORY	04/15/1955	Active	39	1	6	-5	-11.36%	44	19	1			N	0		\$550.00	
6304	HOOVERSVILLE	03/09/1953	Active	13	0	0	0	0.00%	13		7		6	P,M,VP,SC	12			
6305	INDIAN CREEK VALLEY	06/28/1948	Active	20	0	0	0	0.00%	20		8			N	24+			
134287	Jefferson Morgan Centennial	04/04/2018	Active	33	0	0	0	0.00%	39		9			VP,SC	24+			
Exc Award (06/30/2023)																		
6307	MC DONALD	04/11/1959	Active	12	0	0	0	0.00%	16		9		5	R	6			
6308	MCMURRAY	04/01/1947	Active(1)	21	9	0	9	75.00%	6		0		2	N	1			
6309	MEYERSDALE	11/29/1943	Active	39	0	1	-1	-2.50%	40	25	4			N	11		\$50.00	
32919	MIDWAY AREA L C	11/04/1976	Active(3)	7	0	0	0	0.00%	7		1		5	R	22			
107221	MONONGAHELA DONORA AREA	01/14/2010	Active	15	0	0	0	0.00%	16		0		None	P,S,M,VP,SC	9		\$100.00	
36442	MOUNT MORRIS AREA L C	01/22/1979	Active	25	0	0	0	0.00%	25		15		8	R	0			
6314	OLD TRAILS	04/23/1960	Active	8	0	1	-1	-11.11%	9	33	0			N	12		\$25.00	
6315	PERRYOPOLIS	10/11/1940	Active	7	0	0	0	0.00%	7		8		11	R	24+	90+ Days		
6318	ROSCOE	05/08/1944	Active	19	0	2	-2	-9.52%	21	16	3		2	N	24+			
6319	SALISBURY	02/06/1941	Active	20	0	2	-2	-9.09%	21	16	3		3	N	1			
6320	SCENERY HILL	10/21/1940	Active	16	0	0	0	0.00%	17		9		2	N	10	90+ Days		
6324	SOMERSET	11/01/1929	Active	33	2	3	-1	-2.94%	35	19	1			R	5		\$100.00	
6326	STOYSTOWN	12/03/1947	Active	41	1	1	0	0.00%	39	1	8			N	4			
6327	UNIONTOWN	11/26/1943	Active	52	1	2	-1	-1.89%	50	3	0			N	0		\$100.00	
Exc Award (06/30/2018, 06/30/2021, 06/30/2023)																		
6328	WASHINGTON	08/10/1927	Active	22	1	3	-2	-8.33%	23	33	1			VP,SC	1			
6330	WAYNESBURG	10/22/1940	Active	68	0	0	0	0.00%	68		7		2	N	0		\$1,400.00	
Exc Award (06/30/2021, 06/30/2023, 06/30/2025)																		
6317	WEST GREENE AREA	05/16/1953	Active	17	0	4	-4	-19.05%	20	7	1			N	24+			
130586	Windber Area Centennial Lions Club	05/10/2017	Active	18	7	21	-14	-43.75%	27	4	1			N	3		\$50.00	



Club Health Assessment for District 14 M through March 2025

INTERNATIONAL

Club Number	Club Name	Charter Date	Status	Membership							Reports					Finance	LCIF
				Current Member Count	YTD Members Added	YTD Members Dropped	YTD Net Growth	YTD Net Growth%	Member Count 12 Months Ago	Avg. length of service for dropped members	Months Since Last MMR ***	Yrs. Since Last Officer Report	President Rotation	Vice President Reported ****	Months Since Last Activity Report ***	Account Balance	Donations for current Fiscal Year
			Number of times on status quo within last two years	If below 15 members appears				If net loss is greater than 20% appears			If no report in 3 months appears in	When more than one year appears in	Number of repeat terms	Notes the officers that do not have an active	If no report appears in 12 months red		
Exc Award (06/30/2021, 06/30/2023, 06/30/2025)																	

Clubs Cancelled Previous Fiscal Year – Clubs Cancelled within last 12 months may be reinstated

Club Number	Club Name	Charter Date	Current Status*	Cancellation Date
6306	LAUREL HILL	11/01/1955	Cancelled(6*)	01/29/2024

Current Total Clubs Count	YTD New Clubs Count	YTD Cancelled Clubs Count	YTD Net Club Gain	Current Total Members Count	YTD Add	YTD Drop	YTD Net Growth	YTD Net Growth %	Member Count 12 Months Ago	Average Member Count Per Club	% of Clubs with less than 20 members	% No MMR in 3 Months	% No Officer Report in 12 Months	% of Clubs with balance 90+ days	Number of Clubs in Status Quo	% Status Quo Clubs in Financial Suspension	Number of Cancelled Clubs	Average Cancelled Club Age	Members Lost Due to Cancellation	% of Clubs Cancelled for Non-Financial Reasons
41	1	0	1	1,001	72	84	-12	-1.18%	1,011	24	41%	54%	0%	15%	0	0%	0	0	0	0%

* - P - Priority Club. Cancellation Reasons: 1-Objectives/conduct, 2-Non-active club, 5-Non-existing club, 6-Disbanding, 7-Merger, 8-Financial Suspension, 9-District/Multiple District Dues.

** - Abbreviation: P-President, S-Secretary, T-Treasurer, M-Member Chairperson, VP-First Vice President, MC-Communications Chairperson, SC-Service Chairperson

*** - Abbreviation: N/R - Never reported using the Lions Clubs website, N/A - Not applicable, No password registered for the Lions Clubs website.

**** - Abbreviation: N - New, IP - Immediate Past, R - Repeat.



Club Health Assessment for District 14 N through March 2025

			Status	Membership							Reports					Finance		LCIF
Club Number	Club Name	Charter Date		Current Member Count	YTD Members Added	YTD Members Dropped	YTD Net Growth	YTD Net Growth%	Member Count 12 Months Ago	Avg. length of service for dropped members	Months Since Last MMR ***	Yrs. Since Last Officer Report	President Rotation	Vice President Reported ****	Months Since Last Activity Report ***	Account Balance	Donations for current Fiscal Year	
			Number of times on status quo within last two years	If below 15 members appears				If net loss is greater than 20% appears			If no report in 3 months appears in	When more than one year appears in	Number of repeat terms	Notes the officers that do not have appears in an active	If no report at 12 months red			
Clubs more than two years old																		
6332	AMBRIDGE	09/16/1937	Active	13	2	0	2	18.18%	11		2		4	M,VP,SC	23			
	Exc Award (06/30/2017)																	
6333	APOLLO AREA L C	10/24/1949	Active	23	2	1	1	4.55%	22	0	1		2	N P	1		\$950.00	
	Exc Award (06/30/2023)																	
6334	BADEN	01/21/1947	Active	29	2	1	1	3.57%	28	3	0		3	R VP	1	90+ Days		
129887	Beaver County Central Valley Centennial	02/28/2017	Active(1)	18	0	0	0	0.00%	18		15		9	VP,SC	20			
6335	BEAVER FALLS	10/20/1922	Active	21	2	4	-2	-8.70%	23	3	1		2	M,VP,SC	19		\$50.00	
	Exc Award (06/30/2023)																	
6337	BUTLER	06/15/1923	Active	57	2	3	-1	-1.72%	63	22	0			N	2		\$1,100.00	
	Exc Award (06/30/2017, 06/30/2018, 06/30/2023)																	
6339	CHIPPEWA AREA	12/12/1956	Active	30	3	3	0	0.00%	30	32	5			N SC	6			
	Exc Award (06/30/2021)																	
6340	CLARION	04/07/1948	Active	8	0	0	0	0.00%	8		10		17	M,VP,SC	24+			
41469	CRANBERRY TWP AREA L C	06/10/1982	Active	49	7	0	7	16.67%	42		1			N SC	0		\$1,150.00	
6341	ELDERTON	01/17/1944	Active	26	1	1	0	0.00%	27	21	2			N P,M,SC	5		\$250.00	
6342	ELLWOOD CITY	10/17/1940	Active	11	1	2	-1	-8.33%	13	51	2		3	N SC	21		\$1,000.00	
6343	EVANS CITY	04/29/1952	Active	21	1	4	-3	-12.50%	24	3	1		2	R M,SC	3			
6344	FORD CITY	02/23/1950	Active	80	5	1	4	5.26%	75	1	0		11	R SC	24+		\$2,100.00	
	Exc Award (06/30/2023)																	
6348	HAWTHORN	01/27/1955	Active	26	0	2	-2	-7.14%	26	6	8			N P,M,VP,SC	24+		\$500.00	
6350	KITTANNING	11/14/1947	Active	28	0	0	0	0.00%	29		0			N	0	90+ Days	\$950.00	
	Exc Award (06/30/2023)																	
6351	KNOX	02/24/1953	Active	44	3	2	1	2.33%	46	25	1			N M,SC	12			
6353	LAUREL	04/02/1959	Active	11	0	0	0	0.00%	11		10		10	T,M,VP,SC	24+			
111075	LAWRENCE COUNTY AREA	05/11/2011	P- Active	1	1	6	-5	-83.33%	6	13	8			P,S,T,M,VP SC	24+			
6354	LEECHBURG GILPIN	01/30/1948	Active	17	3	1	2	13.33%	15	8	0		4	R M,SC	0			



Club Health Assessment for District 14 N through March 2025

			Status	Membership							Reports					Finance	LCIF
Club Number	Club Name	Charter Date		Current Member Count	YTD Members Added	YTD Members Dropped	YTD Net Growth	YTD Net Growth%	Member Count 12 Months Ago	Avg. length of service for dropped members	Months Since Last MMR ***	Yrs. Since Last Officer Report	President Rotation	Vice President Reported ****	Months Since Last Activity Report ***	Account Balance	Donations for current Fiscal Year
			Number of times on status quo within last two years	If below 15 members appears					If net loss is greater than 20% appears			If no report in 3 months appears in	When more than one year appears in	Number of repeat terms	Notes the officers that do not have an active	If no report at 12 months appears in red	
6355	LITTLE BEAVER	03/04/1947	Active	52	2	0	2	4.00%	49		2		2	R	T,M,VP	0	\$100.00
Exc Award (06/30/2023)																	
131340	Mars Centennial	06/19/2017	Active	6	0	0	0	0.00%	6		10				M,VP,SC	24+	90+ Days
6373	NESHANNOCK	04/29/1955	Active(1)	19	0	0	0	0.00%	19		42				T,M,VP,SC	24+	
6360	NEW BEDFORD	12/10/1947	Active(1)	11	11	11	0	0.00%	11	20	2		4		P,T,M,VP,SC	18	
6361	NEW BETHLEHEM	05/16/1939	Active	33	2	0	2	6.45%	30		1			R		1	\$712.70
Exc Award (06/30/2018, 06/30/2023)																	
6362	NEW BRIGHTON	02/05/1947	Active	22	3	2	1	4.76%	21	3	0			N	SC	0	
6363	NEW CASTLE	12/15/1922	Active(1)	1	0	0	0	0.00%	1		9		2		M,VP,SC	15	\$100.00
28093	PENN-GLADE	03/04/1974	Active	23	1	0	1	4.55%	23		8		2	N	P,M,VP,SC	1	
6365	RIMERSBURG	05/31/1946	Active	23	0	0	0	0.00%	24		8			N	M,SC	24+	
6364	RIVERSIDE AREA L C	02/14/1962	Active	29	0	0	0	0.00%	29		10		14	R	S,M,VP,SC	5	\$750.00
6366	ROCHESTER-BEAVER AREA	04/21/1939	Active	83	7	5	2	2.47%	82	3	1		6	R	SC	0	\$500.00
Exc Award (06/30/2017, 06/30/2018, 06/30/2020)																	
6367	RURAL VALLEY	04/04/1939	Active	29	2	1	1	3.57%	27	29	2		3	R	M,VP,SC	3	\$2,350.00
6370	SLIPPERY ROCK	01/24/1963	Active	15	3	3	0	0.00%	14	4	0			R		1	\$810.00
Exc Award (06/30/2024)																	
6371	UNION TOWNSHIP L C	12/12/1955	Active	21	0	0	0	0.00%	21		7			N	P,M	24+	
6372	VOLANT	09/20/1947	Active	19	0	0	0	0.00%	20		9			N	P,T,VP	24+	90+ Days
6374	WAMPUM AREA	07/09/1956	Active(1)	17	5	0	5	41.67%	12		0		4		M,VP,SC	24+	
6375	WORTHINGTON	02/26/1948	Active	18	0	0	0	0.00%	19		10				T,M,VP,SC	24+	\$50.00
6376	ZELIENOPE	02/14/1949	Active	10	1	2	-1	-9.09%	16	11	2				VP	2	\$50.00



Club Health Assessment for District 14 N through March 2025

Club Number			Club Name			Charter Date			Status					Membership					Reports					Finance		LCIF
									Current Member Count	YTD Members Added	YTD Members Dropped	YTD Net Growth	YTD Net Growth%	Member Count 12 Months Ago	Avg. length of service for dropped members	Months Since Last MMR ***	Yrs. Since Last Officer Report	President Rotation	Vice President Reported ****	Months Since Last Activity Report ***	Account Balance	Donations for current Fiscal Year				
									Number of times on status quo within last two years	If below 15 members appears			If net loss is greater than 20% appears			If no report in 3 months appears in		When more than one year appears in	Number of repeat terms	Notes the officers that do not have an active		If no report at 12 months appears in red				
Current Total Clubs Count	YTD New Clubs Count	YTD Cancelled Clubs Count	YTD Net Club Gain	Current Total Members Count	YTD Add	YTD Drop	YTD Net Growth	YTD Net Growth %	Member Count 12 Months Ago	Average Member Count Per Club	% of Clubs with less than 20 members	% No MMR in 3 Months	% No Officer Report in 12 Months	% of Clubs with balance 90+ days	Number of Clubs in Status Quo	% Status Quo Clubs in Financial Suspension	Number of Cancelled Clubs	Average Cancelled Club Age	Members Lost Due to Cancellation	% of Clubs Cancelled for Non-Financial Reasons						
37	0	0	0	944	72	55	17	1.83%	941	26	43%	41%	0%	11%	0	0%	0	0	0	0%						

* - P - Priority Club. Cancellation Reasons: 1-Objectives/conduct, 2-Non-active club, 5-Non-existing club, 6-Disbanding, 7-Merger, 8-Financial Suspension, 9-District/Multiple District Dues.

** - Abbreviation: P-President, S-Secretary, T-Treasurer, M-Member Chairperson, VP-First Vice President, MC-Communications Chairperson, SC-Service Chairperson

*** - Abbreviation: N/R - Never reported using the Lions Clubs website, N/A - Not applicable, No password registered for the Lions Clubs website.

**** - Abbreviation: N - New, IP - Immediate Past, R - Repeat.



Club Health Assessment for District 14 P through March 2025

			Status	Membership							Reports					Finance		LCIF
Club Number	Club Name	Charter Date		Current Member Count	YTD Members Added	YTD Members Dropped	YTD Net Growth	YTD Net Growth%	Member Count 12 Months Ago	Avg. length of service for dropped members	Months Since Last MMR ***	Yrs. Since Last Officer Report	President Rotation	Vice President Reported ****	Months Since Last Activity Report ***	Account Balance	Donations for current Fiscal Year	
			Number of times on status quo within last two years	If below 15 members appears					If net loss is greater than 20% appears			If no report in 3 months appears in	When more than one year appears in	Number of repeat terms	Notes the officers that do not have an active	If no report at 12 months appears in red		
Clubs more than two years old																		
6377	AMITY TOWNSHIP	01/31/1949	Active	40	6	4	2	5.26%	38	7	0			IP	M	0		\$200.00
Exc Award (06/30/2022)																		
6379	AVON GROVE	03/07/1950	Active	35	4	1	3	9.38%	33	0	1			N	SC	0		\$1,000.00
6380	BALLY	01/11/1971	Active	39	3	1	2	5.41%	37	45	2			N	SC	6		
6381	BERN TOWNSHIP	05/31/1960	Active	28	6	6	0	0.00%	23	21	6			R	M	3		
6385	BLANDON	05/07/1956	Active	43	6	1	5	13.16%	41	3	1		5		T,M,VP,SC	0		\$1,050.00
Exc Award (06/30/2021, 06/30/2023)																		
6387	BOYERTOWN	04/03/1939	Active	20	1	0	1	5.26%	19		4			R	S,M,SC	2		\$500.00
6389	COATESVILLE AREA	12/19/1924	Active	16	0	0	0	0.00%	16		0			N	M,SC	5		
Exc Award (06/30/2018)																		
6390	CONRAD WEISER	11/30/1955	Active	73	10	6	4	5.80%	69	21	2			N	M,SC	24+		\$375.00
6391	COVENTRY	04/15/1958	Active	35	7	1	6	20.69%	29	5	0			N	M,SC	5	90+ Days	
39680	EAGLE GLENMOORE	04/06/1981	Active	24	0	1	-1	-4.00%	23	33	0			N	SC	0		\$550.00
Exc Award (06/30/2018)																		
6396	EXETER TOWNSHIP L C	03/06/1972	Active	31	8	1	7	29.17%	28	37	2		2	R	SC	0		\$1,150.00
6398	FLEETWOOD	05/19/1969	Active	9	0	1	-1	-10.00%	10	1	2		7	R	T,M,SC	0		\$500.00
6401	HAMBURG	12/09/1970	Active	28	2	5	-3	-9.68%	26	16	1		2	R	M,VP,SC	5		\$50.00
6402	HONEY BROOK	03/29/1935	Active	30	1	1	0	0.00%	30	1	0			N	M	0		\$3,000.00
Exc Award (06/30/2024)																		
6403	KEMPTON	05/07/1971	Active	24	0	1	-1	-4.00%	25	6	5			N	M,VP	0		
6405	KENNETT SQUARE	02/26/1925	Active	32	0	2	-2	-5.88%	34	20	8		3	R		0		\$350.00
6406	KIMBERTON AREA	03/25/1959	Active	11	0	0	0	0.00%	11		26	1	None		P,S,T,M,VP SC	24+		
6407	KUTZTOWN	06/22/1939	Active	49	6	4	2	4.26%	47	38	0			N		0		\$270.00
6409	LIONVILLE	10/27/1970	Active	7	0	1	-1	-12.50%	9	3	6				M,VP,SC	1		
Exc Award (06/30/2021)																		
6410	LONGSWAMP	02/17/1954	Active	28	4	0	4	16.67%	24		2		2	R		5		\$875.00



Club Health Assessment for District 14 P through March 2025

			Status								Membership								Reports					Finance		LCIF
Club Number	Club Name	Charter Date		Current Member Count	YTD Members Added	YTD Members Dropped	YTD Net Growth	YTD Net Growth%	Member Count 12 Months Ago	Avg. length of service for dropped members	Months Since Last MMR ***	Yrs. Since Last Officer Report	President Rotation	Vice President Reported ****	Months Since Last Activity Report ***	Account Balance	Donations for current Fiscal Year									
			Number of times on status quo within last two years	If below 15 members appears	If net loss is greater than 20% appears					If no report in 3 months appears in		When more than one year appears in	Number of repeat terms	Notes the officers that do not have an active	If no report at 12 months appears in red											
Exc Award (06/30/2022, 06/30/2024)																										
6412	MOHNTON CUMRU	02/11/1949	Active	27	1	4	-3	-10.00%	30	50	1		2	M,VP,SC	3											
6414	MUHLENBERG	01/04/1932	Active	32	2	3	-1	-3.03%	33	9	0			N SC	5		\$1,200.00									
Exc Award (06/30/2023)																										
6415	OXFORD	10/16/1939	Active	25	3	2	1	4.17%	24	15	0		2	N M,SC	5											
6417	PAOLI BERWYN MALVERN	04/10/1941	Active	17	1	2	-1	-5.56%	18	40	0		2	N M,SC	3											
6416	PARKESBURG	06/29/1934	Active	20	2	1	1	5.26%	18	0	2		3	R M,SC	0											
Exc Award (06/30/2019, 06/30/2021)																										
6420	REHRERSBURG	01/17/1951	Active	10	0	0	0	0.00%	10		2		2	S,T,M,VP,SC	5											
6421	SHARTLESVILLE	01/25/1952	Active	19	0	3	-3	-13.64%	24	9	1			N T,M,SC	0											
6422	SHILLINGTON	01/20/1944	Active	20	1	1	0	0.00%	20	55	7			N SC	1		\$250.00									
Exc Award (06/30/2017, 06/30/2018)																										
30714	SHOEMAKERSVILLE AREA	05/14/1975	Active	17	0	1	-1	-5.56%	18	3	3			N M,SC	4											
6435	SPRING TOWNSHIP	04/22/1957	Active	17	4	2	2	13.33%	22	3	3		3	N	0		\$50.00									
Exc Award (06/30/2017, 06/30/2018)																										
6426	STRAUSSTOWN	05/08/1947	Active	35	0	3	-3	-7.89%	37	26	2		2	N SC	0											
6430	WERNERSVILLE	01/31/1945	Cancelled(6*)	0	0	11	-11	-100.00%	17	24	4		None	P,S,T,M,VP SC	15											
Exc Award (06/30/2021, 06/30/2022)																										
6431	WEST CHESTER	01/21/1925	Active	15	0	8	-8	-34.78%	23	30	3			M,VP,SC	3		\$200.00									
6432	WEST GOSHEN	12/16/1971	Active	31	1	3	-2	-6.06%	33	24	1		3	S,M,VP,SC	1		\$40.00									
Exc Award (06/30/2023)																										
Current Total Clubs Count	YTD New Clubs Count	YTD Cancelled Clubs Count	YTD Net Club Gain	Current Total Members Count	YTD Add	YTD Drop	YTD Net Growth	YTD Net Growth %	Member Count 12 Months Ago	Average Member Count Per Club	% of Clubs with less than 20 members	% No MMR in 3 Months	% No Officer Report in 12 Months	% of Clubs with balance 90+ days	Number of Clubs in Status Quo	% Status Quo Clubs in Financial Suspension	Number of Cancelled Clubs	Average Cancelled Club Age	Members Lost Due to Cancellation	% of Clubs Cancelled for Non-Financial Reasons						
33	0	1	-1	887	79	81	-2	-0.22%	899	27	30%	30%	3%	3%	0	0%	1	80	11	100%						



Club Health Assessment for District 14 P through March 2025

			Status	Membership							Reports					Finance	LCIF
Club Number	Club Name	Charter Date		Current Member Count	YTD Members Added	YTD Members Dropped	YTD Net Growth	YTD Net Growth%	Member Count 12 Months Ago	Avg. length of service for dropped members	Months Since Last MMR ***	Yrs. Since Last Officer Report	President Rotation	Vice President Reported ****	Months Since Last Activity Report ***	Account Balance	Donations for current Fiscal Year
			Number of times on status quo within last two years	If below 15 members appears				If net loss is greater than 20% appears			If no report in 3 months appears in	When more than one year appears in	Number of repeat terms	Notes the officers that do not have an active	If no report at 12 months appears in red		

* - P - Priority Club. Cancellation Reasons: 1-Objectives/conduct, 2-Non-active club, 5-Non-existing club, 6-Disbanding, 7-Merger, 8-Financial Suspension, 9-District/Multiple District Dues.
** - Abbreviation: P-President, S-Secretary, T-Treasurer, M-Member Chairperson, VP-First Vice President, MC-Communications Chairperson, SC-Service Chairperson
*** - Abbreviation: N/R - Never reported using the Lions Clubs website, N/A - Not applicable, No password registered for the Lions Clubs website.
**** - Abbreviation: N - New, IP - Immediate Past, R - Repeat.



Club Health Assessment for District 14 T through March 2025

Club Number	Club Name	Charter Date	Status	Membership							Reports					Finance	LCIF
				Current Member Count	YTD Members Added	YTD Members Dropped	YTD Net Growth	YTD Net Growth%	Member Count 12 Months Ago	Avg. length of service members	Months Since Last MMR ***	Yrs. Since Last Officer Report	President Rotation	Vice President Reported ****	Months Since Last Activity Report ***	Account Balance	Donations for current Fiscal Year
			Number of times on status quo within last two years	If below 15 members appears				If net loss is greater than 20% appears			If no report in 3 months appears in	When more than one year appears in	Number of repeat terms	Notes the officers that do not have an active	If no report at 12 months red		
Clubs more than two years old																	
6490	BLAIN	03/09/1945	Active	19	0	7	-7	-26.92%	28	14	1			N	VP,SC	2	
6497	CHAMBERSBURG	06/19/1924	Active	22	0	2	-2	-8.33%	24	30	3		4		M,VP,SC	3	
43859	CHAMBERSBURG EVENING	05/29/1984	Active	17	1	4	-3	-15.00%	20	30	2			N	M,SC	0	\$50.00
6499	DUNCANNON	02/26/1947	Active	39	2	3	-1	-2.50%	40	13	2			N	T,VP,SC	2	
6500	EAST HANOVER	01/11/1951	Active	21	0	0	0	0.00%	21		9		2	R	P,T,SC	24+	\$5,000.00
6501	FAYETTE	11/08/1951	Active	29	1	2	-1	-3.33%	30	32	1				VP,SC	12	
108558	Fayetteville Area	06/07/2010	Active(1)	3	0	12	-12	-80.00%	15	11	0		None		P,S,M,VP,SC	12	90+ Days
6502	GREENCASTLE	03/09/1944	Active	23	0	1	-1	-4.17%	24	4	1		2	N	SC	1	
6503	GREENE TOWNSHIP	02/11/1958	Active	24	0	0	0	0.00%	24		0			N		0	
6504	HARRISBURG	03/08/1921	Active	20	0	1	-1	-4.76%	23	3	1		2		M,VP,SC	11	90+ Days
	Exc Award (06/30/2019)																
6507	HERSHEY	09/15/1944	Active	29	0	1	-1	-3.33%	26	3	5			N		3	\$1,780.00
6510	ICKESBURG	01/23/1945	Active	60	0	5	-5	-7.69%	66	8	4			N	SC	0	
	Exc Award (06/30/2018)																
6511	LANDISBURG	05/04/1948	Active	63	1	0	1	1.61%	61		0			N	SC	0	
	Exc Award (06/30/2019)																
6513	LIVERPOOL	10/10/1938	Active	34	0	0	0	0.00%	34		7				S,M,VP,SC	13	
6514	LOWER PAXTON TOWNSHIP	01/30/1948	Active	47	4	0	4	9.30%	45		0			N		0	
	Exc Award (06/30/2023)																
138731	Lower Paxton Township Lioness	06/21/2019	Active	18	0	2	-2	-10.00%	22	5	0		2	R		0	
29096	LOWER SWATARA L C	04/08/1974	Active	47	3	1	2	4.44%	43	37	0		None	N	P,M	0	\$25.00
	Exc Award (06/30/2023, 06/30/2024)																
6516	LURGAN TOWNSHIP	03/24/1959	Active	44	6	2	4	10.00%	42	21	1			IP	SC	5	
6517	MARYSVILLE	07/19/1945	Active	50	0	0	0	0.00%	49		13		4	R	M,VP,SC	24+	
6518	MERCERSBURG	02/26/1941	Active	40	2	1	1	2.56%	37	6	2		5	R	M,SC	24+	




Club Health Assessment for District 14 T through March 2025

			Status		Membership						Reports					Finance		LCIF		
Club Number	Club Name	Charter Date			Current Member Count	YTD Members Added	YTD Members Dropped	YTD Net Growth	YTD Net Growth%	Member Count 12 Months Ago	Avg. length of service for dropped members	Months Since Last MMR ***	Yrs. Since Last Officer Report	President Rotation	Vice President Reported ****	Months Since Last Activity Report ***	Account Balance	Donations for current Fiscal Year		
			Number of times on status quo within last two years		If below 15 members appears				If net loss is greater than 20% appears			If no report in 3 months appears in	When more than one year appears in	Number of repeat terms		Notes the officers that do not have appears in an active red				
6519	MIDDLE PAXTON	05/05/1960	Active		43	0	2	-2	-4.44%	45	10	0		2	N	M,SC	14			
6521	MIFFLINTOWN	05/24/1946	Active		37	2	2	0	0.00%	38	19	0		2	N	M,SC	4			
Exc Award (06/30/2023)																				
6522	MILLERSBURG	04/07/1925	Active		9	0	0	0	0.00%	9		12		10	N	M,VP,SC	2			
6524	MT PARNELL	01/10/1947	Active		26	0	5	-5	-16.13%	30	36	0			N	P,M,SC	20			
Exc Award (06/30/2016)																				
6525	NEW BLOOMFIELD	10/03/1938	Active		48	3	2	1	2.13%	48	16	0			N	SC	3		\$3,110.00	
6526	NEWPORT	02/14/1938	Active		21	1	4	-3	-12.50%	24	35	1		3	R	P,M,SC	24+			
6529	PATH VALLEY	12/09/1943	Active		23	1	0	1	4.55%	23		8		2	R	T,M,VP,SC	0			
6530	PAXTANG	04/16/1953	Active		50	5	0	5	11.11%	51		2			N		0			
Exc Award (06/30/2016, 06/30/2017)																				
6531	PENBROOK	01/18/1946	Active		16	1	2	-1	-5.88%	23	35	2		2	R	SC	0			
6533	PORT ROYAL	05/03/1945	Active		30	0	0	0	0.00%	30		22		2	R	S,M,SC	22	90+ Days		
6534	RICHFIELD	05/05/1953	Active		27	2	1	1	3.85%	23	28	0		2	R	T	11		\$200.00	
6535	ROUZERVILLE	02/03/1949	Active		22	3	6	-3	-12.00%	25	18	0		5	N	M,SC	24+			
31656	SHERMANS DALE	02/03/1976	Active		39	3	4	-1	-2.50%	42	14	2			R	T	1			
138766	Susquehanna Township	06/21/2019	Cancelled(8*)		0	0	6	-6	-100.00%	7	6	3		None		P,S,T,M,VP SC	24+	90+ Days		
6542	WAYNESBORO	11/06/1929	Active		28	2	1	1	3.70%	28	48	2		2	N		0		\$600.00	
Exc Award (06/30/2017, 06/30/2023, 06/30/20)																				
126237	Waynesboro Area Lioness	11/19/2015	Active		17	0	2	-2	-10.53%	18	5	0				M,VP,SC	20			
6543	WEST HANOVER	01/22/1951	Active		41	1	0	1	2.50%	39		10		4	R	SC	2			
Exc Award (06/30/2022)																				
Current Total Clubs Count	YTD New Clubs Count	YTD Cancelled Clubs Count	YTD Net Club Gain	Current Total Members Count	YTD Add	YTD Drop	YTD Net Growth	YTD Net Growth %	Member Count 12 Months Ago	Average Member Count Per Club	% of Clubs with less than 20 members	% No MMR in 3 Months	% No Officer Report in 12 Months	% of Clubs with balance 90+ days	Number of Clubs in Status Quo	% Status Quo Clubs in Financial Suspension	Number of Cancelled Clubs	Average Cancelled Club Age	Members Lost Due to Cancellation	% of Clubs Cancelled for Non-Financial Reasons
36	0	1	-1	1,126	44	81	-37	-3.18%	1,177	31	19%	28%	0%	8%	0	0%	1	6	6	0%



Club Health Assessment for District 14 T through March 2025

			Status	Membership							Reports					Finance	LCIF
Club Number	Club Name	Charter Date		Current Member Count	YTD Members Added	YTD Members Dropped	YTD Net Growth	YTD Net Growth%	Member Count 12 Months Ago	Avg. length of service for dropped members	Months Since Last MMR ***	Yrs. Since Last Officer Report	President Rotation	Vice President Reported ****	Months Since Last Activity Report ***	Account Balance	Donations for current Fiscal Year
			Number of times on status quo within last two years	If below 15 members appears				If net loss is greater than 20% appears			If no report in 3 months appears in	When more than one year appears in	Number of repeat terms	Notes the officers that do not have an active	If no report at 12 months appears in red		

* - P - Priority Club. Cancellation Reasons: 1-Objectives/conduct, 2-Non-active club, 5-Non-existing club, 6-Disbanding, 7-Merger, 8-Financial Suspension, 9-District/Multiple District Dues.
** - Abbreviation: P-President, S-Secretary, T-Treasurer, M-Member Chairperson, VP-First Vice President, MC-Communications Chairperson, SC-Service Chairperson
*** - Abbreviation: N/R - Never reported using the Lions Clubs website, N/A - Not applicable, No password registered for the Lions Clubs website.
**** - Abbreviation: N - New, IP - Immediate Past, R - Repeat.



Club Health Assessment for District 14 U through March 2025

			Status	Membership							Reports					Finance		LCIF
Club Number	Club Name	Charter Date		Current Member Count	YTD Members Added	YTD Members Dropped	YTD Net Growth	YTD Net Growth%	Member Count 12 Months Ago	Avg. length of service for dropped members	Months Since Last MMR ***	Yrs. Since Last Officer Report	President Rotation	Vice President Reported ****	Months Since Last Activity Report ***	Account Balance	Donations for current Fiscal Year	
			Number of times on status quo within last two years	If below 15 members appears				If net loss is greater than 20% appears			If no report in 3 months appears in	When more than one year appears in	Number of repeat terms	Notes the officers that do not have an active	If no report at 12 months appears in red			
Clubs more than two years old																		
33418	BOWMANSTOWN-PARRYVILL E L C Exc Award (06/30/2023)	03/14/1977	Active	28	1	2	-1	-3.45%	30	23	3			N	VP,SC	0		
105738	BUSHKILL SMITHFIELDS	06/09/2009	Active	15	3	0	3	25.00%	11		0			N	SC	1	\$20.00	
33078	DINGMANS FERRY	12/14/1976	Active	15	0	0	0	0.00%	15		11	1	None		P,S,T,M,VP SC	11	90+ Days	
6220	GREENE DREHER	04/06/1951	Active	16	1	2	-1	-5.88%	18	11	8		3	R	M,SC	22	\$500.00	
6161	JIM THORPE Exc Award (06/30/2023)	06/25/1948	Active	37	4	3	1	2.78%	33	17	0		2	N	SC	0	\$50.00	
65338	LEHIGHTON AREA LIONESS Exc Award (06/30/2023)	05/15/2002	Active	33	10	4	6	22.22%	26	16	0			N		0	\$1,125.00	
45767	LEHIGHTON FRANKLIN TOWNSHIP Exc Award (06/30/2022)	02/19/1986	Active	31	1	1	0	0.00%	31	3	5		3	R	P,SC	17		
6185	LITTLE SCHUYLKILL	12/11/1957	Active	17	1	1	0	0.00%	19	3	2		None	N	P,T,M,SC	1		
6188	MAHONING TOWNSHIP	11/07/1958	Active	25	0	1	-1	-3.85%	26	45	5		24	R	M,VP,SC	0	\$1,050.00	
6191	MC ADOO Exc Award (06/30/2021, 06/30/2023)	07/15/1937	Active	29	0	4	-4	-12.12%	33	3	3		3	R	M,SC	1	\$100.00	
6192	MILFORD Exc Award (06/30/2022)	05/15/1952	Active	20	0	1	-1	-4.76%	21	18	1			N	T,M,SC	1		
6193	MINERSVILLE AREA L C	10/19/1949	Active	29	0	0	0	0.00%	31		9			N	S,T,M,SC	24+	90+ Days	
6197	ORWIGSBURG	04/08/1935	Active	64	11	2	9	16.36%	58	9	2				P,T,M,VP,SC	24+		
6198	PALMERTON	10/18/1954	Active	8	0	5	-5	-38.46%	13	7	1		None		P,M,VP,SC	13		
6199	PINE GROVE Exc Award (06/30/2021, 06/30/2023)	01/10/1947	Active	43	1	1	0	0.00%	43	4	3			N		0	\$1,000.00	
6201	POCONO Exc Award (06/30/2022)	11/22/1949	Active	91	4	15	-11	-10.78%	98	9	1			N	M,SC	6	90+ Days	
6202	PORTER TOWER L C Exc Award (06/30/2021)	12/01/1955	Active	66	6	2	4	6.45%	63	10	1		3	N	M,VP,SC	0		



Club Health Assessment for District 14 U through March 2025

Club Number	Club Name	Charter Date	Status	Membership							Reports					Finance	LCIF
				Current Member Count	YTD Members Added	YTD Members Dropped	YTD Net Growth	YTD Net Growth%	Member Count 12 Months Ago	Avg. length of service for dropped members	Months Since Last MMR ***	Yrs. Since Last Officer Report	President Rotation	Vice President Reported ****	Months Since Last Activity Report ***	Account Balance	Donations for current Fiscal Year
			Number of times on status quo within last two years	If below 15 members appears				If net loss is greater than 20% appears			If no report in 3 months appears in	When more than one year appears in	Number of repeat terms	Notes the officers that do not have an active	If no report at 12 months appears in red		
6204	POTTSVILLE	07/17/1923	Active	51	2	5	-3	-5.56%	54	26	3			N	SC	17	\$500.00
	Exc Award (06/30/2023)																
6207	SAINT CLAIR	02/28/1951	Active	30	6	0	6	25.00%	24		0		None		P,T,M,VP,SC	12	\$2,000.00
	Exc Award (06/30/2023)																
6209	SCHUYLKILL HAVEN	04/12/1935	Active	24	0	0	0	0.00%	26		9	1	None		P,S,T,M,VP SC	15	\$1,500.00
32285	SHOHOLA AREA L C	05/25/1976	Active(1)	18	0	2	-2	-10.00%	20	30	1		None		P,M,VP,SC	12	
6217	STROUDSBURG	12/22/1924	Active	31	2	0	2	6.90%	35		1				M,VP,SC	0	\$30.00
	Exc Award (06/30/2023)																
6219	TANNERSVILLE	11/29/1954	Active	46	0	3	-3	-6.12%	49	11	6			N	P,M,SC	5	
50975	VALLEY VIEW TRI-VALLEY	10/04/1990	Active	22	0	1	-1	-4.35%	25	5	6		3	R	VP	0	\$1,000.00
	Exc Award (06/30/2018, 06/30/2023)																
6223	WAYNE TOWNSHIP L C	05/23/1972	Active	17	0	1	-1	-5.56%	19	58	1		4	N	M,SC	3	\$4,706.60
6227	WEST PENN TWSP	01/05/1948	Active	28	3	2	1	3.70%	27	11	0			N	M	0	\$600.00
	Exc Award (06/30/2022)																

Clubs Cancelled Previous Fiscal Year – Clubs Cancelled within last 12 months may be reinstated

Club Number	Club Name	Charter Date	Current Status*	Cancellation Date
6218	TAMAQUA	05/25/1937	Cancelled(8*)	06/29/2024
6225	WESTERN POCONOS L C	11/17/1948	Cancelled(6*)	06/29/2024

Current Total Clubs Count	YTD New Clubs Count	YTD Cancelled Clubs Count	YTD Net Club Gain	Current Total Members Count	YTD Add	YTD Drop	YTD Net Growth	YTD Net Growth %	Member Count 12 Months Ago	Average Member Count Per Club	% of Clubs with less than 20 members	% No MMR in 3 Months	% No Officer Report in 12 Months	% of Clubs with balance 90+ days	Number of Clubs in Status Quo	% Status Quo Clubs in Financial Suspension	Number of Cancelled Clubs	Average Cancelled Club Age	Members Lost Due to Cancellation	% of Clubs Cancelled for Non-Financial Reasons
26	0	0	0	834	56	58	-2	-0.24%	848	32	27%	46%	8%	15%	0	0%	0	0	0	0%

* - P - Priority Club. Cancellation Reasons: 1-Objectives/conduct, 2-Non-active club, 5-Non-existing club, 6-Disbanding, 7-Merger, 8-Financial Suspension, 9-District/Multiple District Dues.

** - Abbreviation: P-President, S-Secretary, T-Treasurer, M-Member Chairperson, VP-First Vice President, MC-Communications Chairperson, SC-Service Chairperson

*** - Abbreviation: N/R - Never reported using the Lions Clubs website, N/A - Not applicable, No password registered for the Lions Clubs website.

**** - Abbreviation: N - New, IP - Immediate Past, R - Repeat.




Club Health Assessment for District 14 W through March 2025

Club Number	Club Name	Charter Date	Status	Membership							Reports					Finance	LCIF
				Current Member Count	YTD Members Added	YTD Members Dropped	YTD Net Growth	YTD Net Growth%	Member Count 12 Months Ago	Avg. length of service members	Months Since Last MMR ***	Yrs. Since Last Officer Report	President Rotation	Vice President Reported ****	Months Since Last Activity Report ***	Account Balance	Donations for current Fiscal Year
			Number of times on status quo within last two years	If below 15 members appears				If net loss is greater than 20% appears			If no report in 3 months appears	When more than one year appears in	Number of repeat terms	Notes the officers that do not have an active	If no report at 12 months red		
Clubs more than two years old																	
6047	ASHLEY	01/31/1947	Active(1)	10	3	1	2	25.00%	8	0	2			P,M,VP,SC	24+		
6055	DALLAS	02/20/1950	Active	13	0	3	-3	-18.75%	13	1	2		N	SC	9		\$700.00
6058	DRUMS	04/18/1955	Active	41	3	1	2	5.13%	39	4	2		2	N	2		\$500.00
66292	DRUMS LIONESS	06/25/2002	Active	43	7	0	7	19.44%	36		1		N	M,VP,SC	0		\$300.00
Exc Award (06/30/2022, 06/30/2023, 06/30/2024)																	
6060	DUPONT	01/17/1949	Active	46	5	2	3	6.98%	42	8	2			T,M,VP,SC	1		\$1,200.00
Exc Award (06/30/2023)																	
6061	DURYEA	09/19/1950	Active	10	0	0	0	0.00%	11		9		N	M,VP,SC	12		
6063	EXETER	11/28/1951	Active	22	0	2	-2	-8.33%	21	15	3		2	R	P,M,SC	24+	\$100.00
31737	FORTY FORT	02/20/1976	Active	60	6	2	4	7.14%	56	8	0			M,VP,SC	4		\$1,000.00
Exc Award (06/30/2023)																	
6068	HANOVER TOWNSHIP	06/20/1945	Active	22	1	1	0	0.00%	25	5	8		7	R	M	24+	\$1,000.00
6070	HARVEYS LAKE	02/03/1950	Active	8	0	1	-1	-11.11%	9	17	5		3		T,M,VP,SC	14	
6072	HAZLETON	10/22/1923	Active	17	2	0	2	13.33%	21		2		2	R		0	90+ Days
Exc Award (06/30/2023)																	
35715	HUGHESTOWN	06/14/1978	Active(1)	13	1	0	1	8.33%	12		1		17	R	P,M,SC	12	
6075	JENKINS TOWNSHIP	10/06/1958	Active	30	2	0	2	7.14%	28		6		9		M,VP,SC	24+	
97178	KINGSTON	05/23/2006	Active(3)	6	0	4	-4	-40.00%	10	20	5		None	P,S,T,M,VP,SC	24+	90+ Days	
36049	LAKE SILKWORTH AREA L C	09/15/1978	Active	18	0	1	-1	-5.26%	18	42	1			R	M,SC	0	\$150.00
Exc Award (06/30/2023)																	
6087	NANTICOKE	03/11/1935	Active	9	2	0	2	28.57%	7		6		16		T,M,VP,SC	6	90+ Days
33015	NEWPORT TOWNSHIP	11/22/1976	Active	19	0	0	0	0.00%	19		5		9		P,T,M,VP,SC	24+	
31009	PARSONS	06/27/1975	Active	16	0	3	-3	-15.79%	19	14	3			IP	T,M	2	
6092	PLAINS	02/18/1947	Active	46	1	9	-8	-14.81%	57	3	2			N		0	\$100.00
Exc Award (06/30/2016, 06/30/2022)																	



Club Health Assessment for District 14 W through March 2025

			Status	Membership							Reports					Finance	LCIF
Club Number	Club Name	Charter Date		Current Member Count	YTD Members Added	YTD Members Dropped	YTD Net Growth	YTD Net Growth%	Member Count 12 Months Ago	Avg. length of service for dropped members	Months Since Last MMR ***	Yrs. Since Last Officer Report	President Rotation	Vice President Reported ****	Months Since Last Activity Report ***	Account Balance	Donations for current Fiscal Year
			Number of times on status quo within last two years	If below 15 members appears				If net loss is greater than 20% appears			If no report in 3 months appears in	When more than one year appears in	Number of repeat terms	Notes the officers that do not have an active	If no report at 12 months appears in red		
64428	PLAINS J L WROBLEWSKI MT LAURE	06/15/2001	Active	24	4	0	4	20.00%	20		2			N P,SC	2		
6103	TWIN BORO	09/27/1951	Active	14	0	2	-2	-12.50%	16	8	2			N M,SC	24+		
6105	TWIN COUNTY	03/15/1954	Active	34	1	1	0	0.00%	27	14	0		2	P,T,M,VP,SC	0		\$20.00
6107	WEST HAZLETON	03/13/1947	Active	11	0	0	0	0.00%	11		9		13	R M	1		
6109	WHITE HAVEN	04/18/1938	Active	27	2	1	1	3.85%	25	3	1			N M,SC	1		
61883	WILKES BARRE	05/11/1999	Active	17	1	0	1	6.25%	16		5			N P,VP,SC	1		\$250.00
Exc Award (06/30/2021, 06/30/2024)																	

Clubs Cancelled Previous Fiscal Year – Clubs Cancelled within last 12 months may be reinstated

Club Number	Club Name	Charter Date	Current Status*	Cancellation Date
6104	TWIN CITIES	02/25/1947	Cancelled(6*)	12/29/2023

Current Total Clubs Count	YTD New Clubs Count	YTD Cancelled Clubs Count	YTD Net Club Gain	Current Total Members Count	YTD Add	YTD Drop	YTD Net Growth	YTD Net Growth %	Member Count 12 Months Ago	Average Member Count Per Club	% of Clubs with less than 20 members	% No MMR in 3 Months	% No Officer Report in 12 Months	% of Clubs with balance 90+ days	Number of Clubs in Status Quo	% Status Quo Clubs in Financial Suspension	Number of Cancelled Clubs	Average Cancelled Club Age	Members Lost Due to Cancellation	% of Clubs Cancelled for Non-Financial Reasons
25	0	0	0	576	41	34	7	1.23%	566	23	56%	44%	0%	12%	0	0%	0	0	0	0%

* - P - Priority Club. Cancellation Reasons: 1-Objectives/conduct, 2-Non-active club, 5-Non-existing club, 6-Disbanding, 7-Merger, 8-Financial Suspension, 9-District/Multiple District Dues.

** - Abbreviation: P-President, S-Secretary, T-Treasurer, M-Member Chairperson, VP-First Vice President, MC-Communications Chairperson, SC-Service Chairperson

*** - Abbreviation: N/R - Never reported using the Lions Clubs website, N/A - Not applicable, No password registered for the Lions Clubs website.

**** - Abbreviation: N - New, IP - Immediate Past, R - Repeat.